

**Review of The Highway Code**  
to improve safety on motorways  
and high-speed roads



Highways England has actively considered the needs of blind and partially sighted people in accessing this document.

If you have other needs in this regard, please contact Highways England.

Highways England  
National Traffic Operations Centre  
3 Ridgeway  
Quinton Business Park  
Birmingham  
B32 1AF

Telephone: 0300 123 5000

Website: [www.highwaysengland.co.uk](http://www.highwaysengland.co.uk)

General enquiries: [info@highwaysengland.co.uk](mailto:info@highwaysengland.co.uk)

© Crown copyright 2021

Copyright in the typographical arrangement rests with the Crown.

You may re-use this information (not including logos or third-party material) free of charge in any format or medium, under the terms of the Open Government Licence. To view this licence, visit <http://www.nationalarchives.gov.uk/doc/open-government-licence/version/3/> or write to the Information Policy Team, The National Archives, Kew, London TW9 4DU, or e-mail: [psi@nationalarchives.gov.uk](mailto:psi@nationalarchives.gov.uk)

Where we have identified any third-party copyright information you will need to obtain permission from the copyright holders concerned.

# Contents

Foreword .....	4
Executive summary .....	5
How to respond .....	7
Privacy Information Notice: Confidentiality and data protection .....	7
Freedom of Information.....	8
Impact Assessment.....	8
A. Significant proposed updates .....	9
Rules for drivers and motorcyclists .....	10
General rules, techniques and advice for all drivers and riders.....	14
Motorways.....	18
Breakdowns and incidents .....	28
Road works .....	38
B. Minor proposed updates .....	44
Rules for drivers and motorcyclists .....	45
General rules, techniques and advice for all drivers and riders.....	47
Driving in adverse weather conditions .....	48
Waiting and parking .....	49
Motorways.....	51
Breakdowns and incidents .....	57
C. Additional information.....	61
Light signals controlling traffic – Motorway signals .....	62
Signals to other road users – Hazard lights .....	63
Traffic Signs – Information signs.....	64
Other Information – Useful Websites .....	65
Other Information – Further Reading .....	66
Annex 4. The road user and the law .....	68
What will happen next .....	70
Annex A: Full list of consultation questions .....	71
Annex B: Consultation principles.....	74

# Foreword

One of the biggest changes to the road network in recent years is the way that motorways are built and operated. Modern motorways use technology to monitor and manage the flow of traffic. The technology is controlled from regional control centres which can activate and change signs and speed limits. This helps keep the traffic flowing more smoothly. On some stretches, the hard shoulder has been removed to accommodate growing traffic and there are different arrangements in place to safely manage incidents and breakdowns. On other stretches of motorway, the hard shoulder is used to carry traffic at busy times and variable speed limits help to control the flow of traffic.


As roads change, it is important that drivers understand these changes and know what to do when driving on them, so that everyone remains safe. The Highway Code plays an important role in this understanding: setting out rules, techniques and advice for all road users.

The Highway Code is being updated to provide more guidance on driving on motorways and major A-roads. It will include information such as emergency area signage, the use of variable speed limits to manage congestion, and how road users can help keep themselves and other road users safe in the event of a breakdown.

Guidance on key factors that contribute to collisions and incidents on all high-speed roads has also been updated. This includes proposed improvements to the guidance on driver fatigue, unroadworthy vehicles, safe towing, tailgating and driver behaviour in road works.

The update process has been led by Highways England, which is responsible for operating, maintaining and developing the Strategic Road Network in England.

This consultation document sets out the changes proposed and seeks views on whether the changes will help drivers feel better informed and more confident about driving on high-speed roads. Your views are important, and I hope that you will take time to consider and reply.

A handwritten signature in black ink that reads "Vere of Norbiton". The signature is written in a cursive style and is underlined with a single horizontal line.

**Baroness Vere of Norbiton**

# Executive summary

- 1 In October 2019, the Secretary of State asked the Department for Transport to carry out an evidence stocktake to gather the facts on the safety of motorways and make recommendations. In March 2020, the evidence stocktake and an action plan was published. One of those actions was to improve safety for users of motorways and other high-speed roads through the provision of improved guidance and advice.
- 2 The proposed update to The Highway Code is intended to provide additional guidance on motorway driving and to improve the safety of motorways and other high-speed roads for users and people whose work takes them into contact with the high-speed road network. Our proposed amendments to The Highway Code include new and additional guidance on:
  - the availability, appearance and safe use of emergency areas
  - the use of variable speed limits to manage congestion
  - the use of the red 'X' sign to close lanes and provide a safer area for the people and vehicles involved in incidents and road works
  - the use of hard shoulders that become extra lanes during periods of congestion
  - how road users can help keep themselves safe in the event of a breakdown
  - how safety cameras are employed to promote compliance with speed limits and lane closures
- 3 We have also taken the opportunity to propose guidance which strengthens The Highway Code in relation to other factors that are contributing to incidents on motorways and other high-speed roads including:
  - driver fatigue
  - unroadworthy vehicles
  - unsafe towing
  - tailgating
- 4 The new and additional guidance we are proposing aligns with the established operation of motorways and other high-speed roads and, in the case of breakdowns, with the advice being given in Highways England's breakdown-focused campaign planned for Spring 2021.

- 5 The Highway Code contains advice to all road users and is made under the Road Traffic Act 1988. The Highway Code is a collection of two types of rules, both of which are proposed to be included within this update:
- MUST / MUST NOT rules which relate to legislation and if you breach these rules you are committing an offence. These rules include reference to the legislation which creates the offence
  - SHOULD / SHOULD NOT or DO / DO NOT rules which are advisory and breaching them is not an offence, but it may be used in court when considering evidence in relation to driving or riding behaviour
- 6 Learner drivers of motor vehicles are currently required to demonstrate an understanding of The Highway Code through the theory test, which must be taken and passed before drivers or motorcyclists can take a practical test.
- 7 The combined effect of our proposed changes to The Highway Code is 2 new rules and amendments to 33 existing rules. There are also 6 proposed changes to the additional information and annexes within The Highway Code.
- 8 Within this document we have laid out the text in a table format to allow for easy comparison of the proposed changes alongside the existing text in The Highway Code.
- 9 We have classified the updated rules into three categories and they are presented under these categories within this consultation document:
- A. Significant proposed updates
  - B. Minor proposed updates
  - C. Additional information
- 10 Your views are particularly important to us so we would encourage you to respond to this consultation.



## How to respond

The consultation period began on 1 March 2021 and will run until 23:59 on 29 March 2021. Please ensure that your response reaches us before the closing date. If you would like further copies of this consultation document, it can be found at <https://www.gov.uk/government/organisations/highways-england> or you can contact Highways England if you need alternative formats (Braille, audio CD, etc.).

To respond please use the [online response form](#). This form allows you to:

- save your progress so you don't need to complete it all at once
- save or print a copy of your response for your records once you have submitted it

It would be helpful if, when responding, you can confirm whether you are responding as an individual or representing the views of an organisation.

Please note that due to the coronavirus and remote working for the foreseeable future, we cannot accept hard copies of responses, but please let us know if you are unable to respond by using the online response form.

## Privacy Information Notice: Confidentiality and data protection

Highways England is carrying out this consultation on proposals to amend The Highway Code. It is being carried out in the public interest to inform the development of policy and because there is a statutory duty to consult on changes to The Highway Code.

As part of this consultation we are asking for your:

- name and email address
- organisation name, if representing one

You do not have to give us this personal information. If you do provide it, we will use it only for the purpose of asking follow-up questions. Highways England is the controller of this information and we will not share it with any other organisation.

Highways England's privacy policy has more information about your rights in relation to your personal data, how to complain and how to contact the Data Protection Officer. You can view it at <https://highwaysengland.co.uk/about-us/privacy-notice>.

To receive this information by:

- telephone, contact us on 0300 123 5000
- post, write to the Data Protection Officer at

Highways England  
National Traffic Operations Centre  
3 Ridgeway  
Quinton Business Park  
Birmingham  
B32 1AF

Email: [dataprotectionadvice@highwaysengland.co.uk](mailto:dataprotectionadvice@highwaysengland.co.uk)

Your information will be kept securely and destroyed within 12 months after the consultation has been completed.

## Freedom of Information

Information provided in response to this consultation, including personal information, may be subject to publication or disclosure in accordance with the Freedom of Information Act 2000 (FOIA) or the Environmental Information Regulations 2004.

If you want information that you provide to be treated as confidential, please be aware that, under the FOIA, there is a statutory Code of Practice with which public authorities must comply and which deals, amongst other things, with obligations of confidence.

In view of this it would be helpful if you could explain to us why you regard the information you have provided as confidential. If we receive a request for disclosure of the information, we will take full account of your explanation, but we cannot give an assurance that confidentiality can be maintained in all circumstances. An automatic confidentiality disclaimer generated by your IT system will not, of itself, be regarded as binding on Highways England.

## Impact Assessment

We have undertaken a De Minimis Assessment as the changes proposed are expected not to have a net cost to business of more than £5m per year. The Highway Code already exists and this review is an extension to the current legislation. The amendments are not expected to have any major challenges because the proposed changes should lead to improvements in road safety without disproportionately impacting on drivers.

The changes proposed seek to provide additional safety information to users of the motorway and high-speed road network. There is minimal direct cost burden imposed on businesses from this measure.

Given both the costs and benefits affecting firms are expected to be minimal, it is expected that this measure would have an Equivalent Net Annual Direct Cost to Business (EANDCB) well below the +/- £5m threshold. As such, a De Minimis Assessment is appropriate for this measure.



## A. Significant proposed updates

Section	Name	What this section includes?	Changes
A	Significant proposed updates	Changes to rules to include additional guidance or images, restructuring or the inclusion of new rules.	19
B	Minor proposed updates	Changes to rules to improve the clarity or readability of the rule.	14
C	Additional information	Changes to additional information and annexes to include extra guidance.	6



# Rules for drivers and motorcyclists

## Rule 97 – Before setting off

Rule 97 describes the planning and preparation that is needed before a driver begins a journey. We are proposing changes to ensure that readers understand:

- drivers **MUST** have a valid licence and insurance
- vehicles **MUST** be in a legal and roadworthy condition
- basic vehicle maintenance and safety checks should be carried out before drivers set off
- sufficient vehicle fuel or charge is required for each planned journey
- for emergency use, drivers should take a charged mobile telephone, containing emergency numbers, and high-visibility clothing

<b>Original Rule</b> Highlighted text indicates a deletion	<b>Proposed Rule</b> Highlighted text indicates an addition
<p><b>Before setting off.</b> You should ensure that</p> <ul style="list-style-type: none"> <li>• you have planned your route and allowed sufficient time</li> <li>• clothing and footwear do not prevent you using the controls in the correct manner</li> <li>• you know where all the controls are and how to use them before you need them. Not all vehicles are the same; do not wait until it is too late to find out</li> <li>• your mirrors and seat are adjusted correctly to ensure comfort, full control and maximum vision</li> <li>• head restraints are properly adjusted to reduce the risk of neck and spine injuries in the event of a collision</li> <li>• you have sufficient fuel <b>before commencing your journey,</b> especially if it includes motorway driving. It can be dangerous to lose power when driving <b>in traffic</b></li> </ul>	<p><b>Before setting off.</b> You <b>MUST</b> ensure that</p> <ul style="list-style-type: none"> <li>• you have a valid licence and insurance to drive the vehicle you intend to use (see <a href="#">Annex 3</a> Motor vehicle documentation and learner driver requirements for driving licence and insurance requirements)</li> <li>• your vehicle is legal and roadworthy (see <a href="#">Annex 3</a> Motor vehicle documentation and learner driver requirements for details of MOT and vehicle excise duty (VED) requirements and <a href="#">Annex 6</a> Vehicle maintenance, safety and security for details of vehicle checks you should make before setting off)</li> </ul> <p><b>Before setting off.</b> You should ensure that</p> <ul style="list-style-type: none"> <li>• you have planned your route and allowed sufficient time for breaks and possible delays</li> <li>• you have sufficient fuel or charge for your journey, especially if it</li> </ul>

<b>Original Rule</b> Highlighted text indicates a deletion	<b>Proposed Rule</b> Highlighted text indicates an addition
<ul style="list-style-type: none"> <li>• ensure your vehicle is legal and roadworthy</li> <li>• switch off your mobile phone.</li> </ul>  <p>Rule 97: Make sure head restraints are properly adjusted</p>	<p>includes motorway driving. It can be dangerous to lose power when driving</p> <ul style="list-style-type: none"> <li>• clothing and footwear do not prevent you using the controls in the correct manner</li> <li>• you know where all the controls are and how to use them before you need them. Not all vehicles are the same; do not wait until it is too late to find out</li> <li>• your mirrors and seat are adjusted correctly to ensure comfort, full control and maximum vision</li> <li>• head restraints are properly adjusted to reduce the risk of neck and spine injuries in the event of a collision</li> <li>• for emergency use, you take a charged mobile telephone (see Rule 149), containing emergency telephone numbers, and high visibility clothing</li> </ul>  <p>Rule 97: Make sure head restraints are properly adjusted</p> <p>Laws RTA 1988 sects 42, 45, 47, 49, 53, 87, 99(4) &amp; 143, MV(DL)R reg 16, 40 &amp; sch 4, VERA sect 29, RVLRL 1989 regs 23 &amp; 27, &amp; CUR regs 27, 30, 32 &amp; 61</p>

**Question**

Do you agree or disagree with the proposed changes to rule 97?

## Rule 98 – Vehicle towing and loading

Rule 98 provides requirements and advice for towing and the loading of towing vehicles and trailers. We are proposing changes to ensure that readers understand:

- reduced speed limits may apply when towing
- it may take longer to build up speed when towing
- drivers may need to use towing mirrors when towing
- further information is available about safe towing practices

Original Rule Highlighted text indicates a deletion	Proposed Rule Highlighted text indicates an addition
<p><b>Vehicle towing and loading.</b> As a driver</p> <ul style="list-style-type: none"> <li>• you <b>MUST NOT</b> tow more than your licence permits. If you passed a car test after 1 Jan 1997 you are restricted on the weight of trailer you can tow</li> <li>• you <b>MUST NOT</b> overload your vehicle or trailer. You should not tow a weight greater than that recommended by the manufacturer of your vehicle</li> <li>• you <b>MUST</b> secure your load and it <b>MUST NOT</b> stick out dangerously. Make sure any heavy or sharp objects and any animals are secured safely. If there is a collision, they might hit someone inside the vehicle and cause serious injury</li> <li>• you should properly distribute the weight in your caravan or trailer with heavy items mainly over the axle(s) and ensure a downward load on the tow ball. Manufacturer’s recommended weight and tow ball load should not be exceeded. This should</li> </ul>	<p><b>Vehicle towing and loading.</b> As a driver</p> <ul style="list-style-type: none"> <li>• you <b>MUST NOT</b> tow more than your licence permits. If you passed a car test after 1 Jan 1997 you are restricted on the weight of trailer you can tow</li> <li>• you <b>MUST NOT</b> overload your vehicle or trailer. You should not tow a weight greater than that recommended by the manufacturer of your vehicle</li> <li>• you should distribute the weight in your caravan or trailer evenly with heavy items over the axle(s) and ensure a downward load on the tow ball. Manufacturer’s recommended weight and tow ball load should not be exceeded. This should avoid the possibility of swerving or snaking and going out of control. If this does happen, ease off the accelerator and reduce speed gently to regain control</li> <li>• you <b>MUST</b> secure your load and it <b>MUST NOT</b> stick out dangerously. Make sure any</li> </ul>

<b>Original Rule</b> Highlighted text indicates a deletion	<b>Proposed Rule</b> Highlighted text indicates an addition
<p>avoid the possibility of swerving or snaking and going out of control. If this does happen, ease off the accelerator and reduce speed gently to regain control</p> <ul style="list-style-type: none"> <li>carrying a load or pulling a trailer may require you to adjust <b>the</b> headlights.</li> </ul> <p>In the event of a breakdown, be aware that towing a vehicle on a tow rope is potentially dangerous. You should consider professional recovery.</p> <p>Laws CUR reg 100 &amp; MV(DL)R reg 43</p>	<p>heavy or sharp objects and any animals are secured safely. If there is a collision, they might hit someone inside the vehicle and cause serious injury</p> <ul style="list-style-type: none"> <li>if your vehicle is narrower than your trailer then towing mirrors should be used</li> <li>you should be aware that reduced speed limits may apply (see <u>Rule 124</u>)</li> <li>carrying a load or pulling a trailer may require you to adjust <b>your</b> headlights</li> <li>(<u>'Further reading'</u>) contains additional advice about safe towing.</li> </ul> <p>In the event of a breakdown, be aware</p> <ul style="list-style-type: none"> <li>that towing a vehicle on a tow rope is potentially dangerous. You should consider professional recovery</li> <li>it may take longer to build up speed when rejoining a carriageway (see also <u>Rule 276</u>)</li> </ul> <p>Laws CUR reg 100 &amp; MV(DL)R reg 43</p>

**Question**

Do you agree or disagree with the proposed changes to rule 98?



## General rules, techniques and advice for all drivers and riders

### Rule 124 – Speed limits

Rule 124 describes the speed limits that apply to different road and vehicle types. We are proposing changes to ensure that readers understand:

- speed limits can be changed by signs
- speed limits are enforced by the police

Original Rule Highlighted text indicates a deletion					Proposed Rule Highlighted text indicates an addition				
					You <b>MUST NOT</b> exceed the maximum speed limits for the road and for your vehicle (see table below). The presence of street lights generally means that there is a 30mph (48km/h) speed limit unless otherwise specified.				
Speed Limits*	Built-up areas*	Single carriageways	Dual carriageways	Motorways	Speed Limits	Built-up areas	Single carriageways	Dual carriageways	Motorways
Type of vehicle	mph (km/h)	mph (km/h)	mph (km/h)	mph (km/h)	Type of vehicle	mph (km/h)	mph (km/h)	mph (km/h)	mph (km/h)
<b>Cars &amp; motorcycles</b> (including car derived vans up to 2 tonnes maximum laden weight)	<b>30</b> (48)	<b>60</b> (96)	<b>70</b> (112)	<b>70</b> (112)	<b>Cars &amp; motorcycles</b> (including car derived vans up to 2 tonnes maximum laden weight)	<b>30</b> (48)	<b>60</b> (96)	<b>70</b> (112)	<b>70</b> (112)
<b>Cars towing caravans or trailers</b> (including car derived vans and motorcycles)	<b>30</b> (48)	<b>50</b> (80)	<b>60</b> (96)	<b>60</b> (96)	<b>Cars towing caravans or trailers</b> (including car derived vans and motorcycles)	<b>30</b> (48)	<b>50</b> (80)	<b>60</b> (96)	<b>60</b> (96)
<b>Buses, coaches and minibuses</b> (not exceeding 12 metres in overall length)	<b>30</b> (48)	<b>50</b> (80)	<b>60</b> (96)	<b>70</b> (112)	<b>Buses, coaches and minibuses</b> (not exceeding 12 metres in overall length)	<b>30</b> (48)	<b>50</b> (80)	<b>60</b> (96)	<b>70</b> (112)
<b>Goods vehicles</b> (not exceeding 7.5 tonnes maximum laden weight)	<b>30</b> (48)	<b>50</b> (80)	<b>60</b> (96)	<b>70†</b> (112)	<b>Goods vehicles</b> (not exceeding 7.5 tonnes maximum laden weight)	<b>30</b> (48)	<b>50</b> (80)	<b>60</b> (96)	<b>70†</b> (112)

Original Rule Highlighted text indicates a deletion					Proposed Rule Highlighted text indicates an addition				
<b>Goods vehicles</b> (exceeding 7.5 tonnes maximum laden weight) in England and Wales	30 (48)	50 (80)	60 (96)	60 (96)	<b>Goods vehicles</b> (exceeding 7.5 tonnes maximum laden weight) in England and Wales	30 (48)	50 (80)	60 (96)	60 (96)
<b>Goods vehicles</b> (exceeding 7.5 tonnes maximum laden weight) in Scotland	30 (48)	40 (64)	50 (80)	60 (96)	<b>Goods vehicles</b> (exceeding 7.5 tonnes maximum laden weight) in Scotland	30 (48)	40 (64)	50 (80)	60 (96)
<p>*The 30 mph limit usually applies to all traffic on all roads with street lighting unless signs show otherwise.</p> <p>†60 mph (96 km/h) if articulated or towing a trailer.</p> <p>You <b>MUST NOT</b> exceed the maximum speed limits for the road and for your vehicle (see table on page 40). The presence of street lights generally means that there is a 30mph (48km/h) speed limit unless otherwise specified.</p> <p>Law RTRA sects 81, 86, 89 &amp; sched 6 as amended by MV(VSL)(E&amp;W)</p>					<p>†60 mph (96 km/h) if articulated or towing a trailer.</p> <p>Local signed speed limits may apply, for example:</p> <ul style="list-style-type: none"> <li>• 20 mph (rather than 30 mph) in some built-up areas</li> <li>• 50 mph (rather than 60 mph) on stretches of road with sharp bends</li> <li>• on motorways and dual carriageways, signs which display the speed for the road within a red ring can be used to vary the maximum speed limit</li> </ul> <p><b>Speed limits are enforced by the police.</b></p> <div style="display: flex; justify-content: space-around;"> <div style="text-align: center;">  <p>Rule 124: Police officer carrying out roadside speed enforcement</p> </div> <div style="text-align: center;">  <p>Rule 124: Example of automatic speed enforcement.</p> </div> </div> <p>Law RTRA sects 81, 86, 89 &amp; sched 6 as amended by MV(VSL)(E&amp;W)</p>				

**Question**



Do you agree or disagree with the proposed changes to rule 124?



## Rule 126 – Stopping distances

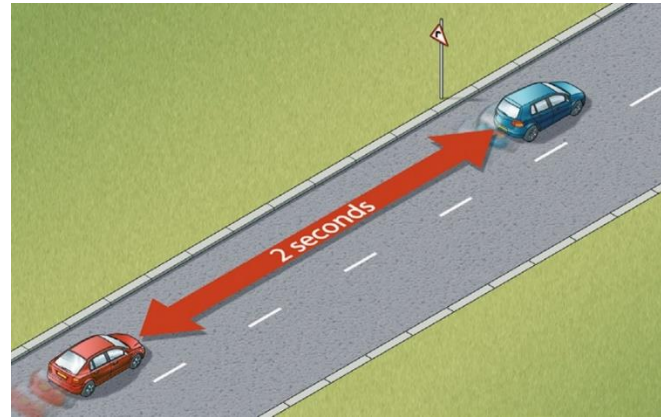
Rule 126 describes typical vehicle stopping distances and the need to leave enough space between you and the vehicle in front. We are proposing changes to ensure that readers understand:

- what tailgating is, how it occurs, why it is dangerous and how to avoid it
- dangerous and careless driving offences, such as tailgating, are enforced by the police

Original Rule Highlighted text indicates a deletion	Proposed Rule Highlighted text indicates an addition
<p><b>Typical Stopping Distances</b></p>  <p>The distances shown are a general guide. The distance will depend on your attention (thinking distance), the road surface, the weather conditions and the condition of your vehicle at the time.</p> <p>Average car length = 4 metres (13 feet)</p> <p><b>Stopping Distances.</b> Drive at a speed that will allow you to stop well within the distance you can see to be clear. You should</p> <ul style="list-style-type: none"> <li>• leave enough space between you and the vehicle in front so that you can pull up safely if it suddenly slows down or stops. The safe rule is never to get closer than the overall stopping distance (see Typical Stopping Distances diagram, shown above)</li> <li>• allow at least a two-second gap between you and the vehicle in front on roads carrying faster-moving traffic and in tunnels where visibility is reduced. The gap should be at least doubled on wet roads and increased still further on icy roads</li> <li>• remember, large vehicles and motorcycles need a greater distance to stop. If driving a large vehicle in a tunnel, you should allow a four-second gap between you and the vehicle in front.</li> <li>• If you have to stop in a tunnel, leave at least a 5-metre gap between you and the vehicle in front.</li> </ul>	<p><b>Typical Stopping Distances</b></p>  <p>The distances shown are a general guide. The distance will depend on your attention (thinking distance), the road surface, the weather conditions and the condition of your vehicle at the time.</p> <p>Average car length = 4 metres (13 feet)</p> <p><b>Stopping Distances.</b> Drive at a speed that will allow you to stop well within the distance you can see to be clear. You should</p> <ul style="list-style-type: none"> <li>• leave enough space between you and the vehicle in front so that you can pull up safely if it suddenly slows down or stops. The safe rule is never to get closer than the overall stopping distance (see Typical Stopping Distances diagram, shown above)</li> <li>• allow at least a two-second gap between you and the vehicle in front on roads carrying faster-moving traffic and in tunnels where visibility is reduced. The gap should be at least doubled on wet roads and increased still further on icy roads</li> <li>• remember, large vehicles and motorcycles need a greater distance to stop. If driving a large vehicle in a tunnel, you should allow a four-second gap between you and the vehicle in front.</li> <li>• If you have to stop in a tunnel, leave at least a 5-metre gap between you and the vehicle in front.</li> </ul>

**Original Rule**

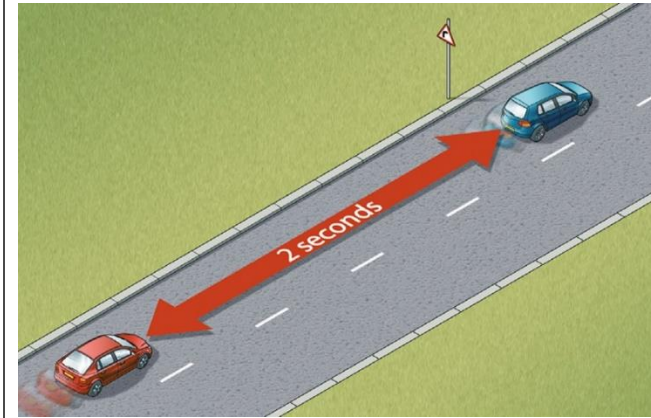
Highlighted text indicates a deletion



Rule 126: Use a fixed point to help measure a two-second gap

**Proposed Rule**

Highlighted text indicates an addition



Rule 126: Use a fixed point to help measure a two-second gap

**Tailgating** is where the gap between you and the vehicle in front is too small for you to be able to stop safely if the vehicle in front suddenly brakes.

Tailgating is dangerous, intimidating and can cause collisions, especially when driving at speed. Keeping a safe distance from the vehicle in front gives you time to react and stop if necessary. Dangerous and careless driving offences, such as tailgating, are enforced by the police.

**Question**

Do you agree or disagree with the proposed changes to rule 126?

# Motorways

## Rule 256 – Motorway signs and signals

Rule 256 describes the signs and signals that are used on motorways and some other high-speed roads. We are proposing changes to ensure that readers understand:

- motorway signs and signals can apply to all lanes or individual lanes
- how to recognise motorway signs and signals

Original Rule Highlighted text indicates a deletion	Proposed Rule Highlighted text indicates an addition
<p>Signals situated on the central reservation apply to all lanes. On very busy stretches, signals may be overhead with a separate signal for each lane.</p>	<div data-bbox="785 745 1374 1111" data-label="Image"> </div> <p>A single sign can display advice, restrictions and warnings that apply to all lanes.</p> <div data-bbox="785 1243 1366 1624" data-label="Image"> </div> <p>Lane specific signs and signals can display advice, restrictions and warnings that apply to individual lanes.</p>

### Question

Do you agree or disagree with the proposed changes to rule 256?

## Rule 257 – Amber flashing lights

Rule 257 describes how the display of amber flashing light signals on a sign warn of a hazard ahead. We are proposing changes to ensure that readers understand:

- how drivers should adjust their driving behaviour on approaching amber flashing lights
- how to recognise a sign displaying amber flashing lights

Original Rule Highlighted text indicates a deletion	Proposed Rule Highlighted text indicates an addition
<p><b>Amber flashing lights.</b> These warn of a hazard ahead. The signal may show a temporary maximum speed limit, lanes that are closed or a message such as 'Fog'. Adjust your speed and look out for the danger until you pass a signal which is not flashing or one that gives the 'All clear' sign and you are sure it is safe to increase your speed.</p>	<p><b>Amber flashing lights.</b> These warn of a hazard ahead. You should</p> <ul style="list-style-type: none"> <li>• reduce your speed</li> <li>• be prepared for the hazard</li> <li>• only increase your speed when you pass a sign which displays the word 'END' or a national speed limit sign and you are sure it is safe to do so</li> </ul> <div data-bbox="785 1111 1262 1426" data-label="Image"> </div> <p>Rule 257: Sign warning of a hazard</p>

### Question



Do you agree or disagree with the proposed changes to rule 257?

## Rule 258 – Red flashing lights

Rule 258 describes how the display of red flashing light signals on a sign identify a lane or road closure. We are proposing changes to ensure that readers understand:

- the display of red flashing light signals and a red 'X' on a sign identify a closed lane in which people, stopped vehicles and other hazards may be present
- drivers should follow the instructions on signs in advance of a closed lane to move safely to an open lane
- there can be several hazards in a closed lane
- blocking closed lanes may prevent people from getting the help they need and delay reopening of the lanes
- where a closed left lane crosses an exit slip road, the exit cannot be used
- the road is closed when red flashing light signals and closures of all lanes are shown on a sign
- how to recognise signs displaying red flashing light signals and lane or road closures
- lane and road closures indicated by red flashing lights are enforced by the police

Original Rule	Proposed Rule
<p>Highlighted text indicates a deletion</p> <p><b>Red flashing lights.</b> If red lights flash on a signal and a red 'X' is showing, you <b>MUST NOT</b> drive in the lane shown as closed beyond the signal. This applies until you pass another signal indicating that the lane is no longer closed, by displaying the word 'End' or a speed limit sign and you are sure that it is safe to proceed.</p> <p><b>Red flashing lights.</b> If red lights flash on a signal in the central reservation or on the side of the road and lane closed sign is showing, you <b>MUST NOT</b> go beyond the signal in any lane.</p> <p>Laws RTA 1988 sect 36 &amp; TSRGD reg 3 and sch15</p>	<p>Highlighted text indicates an addition</p> <p><b>Red flashing light</b> signals and a red 'X' on a sign identify a closed lane in which people, stopped vehicles or other hazards may be present. You</p> <ul style="list-style-type: none"> <li>• should follow the instructions on signs in advance of a closed lane to move safely to an open lane</li> <li>• <b>MUST NOT</b> drive in a closed lane until you pass another sign informing you that the lane is no longer closed by displaying a speed limit or 'END' sign</li> </ul> <div data-bbox="785 1742 1382 1973" data-label="Image"> </div> <p>Rule 258: Signs displaying lane closures.</p>

Original Rule Highlighted text indicates a deletion	Proposed Rule Highlighted text indicates an addition
	<p>Be aware</p> <ul style="list-style-type: none"> <li>there can be several hazards in a closed lane. Do not enter a closed lane that appears clear because hazards may still be present</li> <li>emergency services and traffic authorities use closed lanes to reach incidents. Do not block closed lanes because you may prevent people from getting the help they need and delay reopening of the lanes</li> <li>where a closed left lane crosses an exit slip road this means that the exit cannot be used. Continue to the next exit even if the route to the slip road appears to be clear</li> </ul> <p>Where red flashing light signals and closures of all lanes are shown on a sign, the road is closed. You</p> <ul style="list-style-type: none"> <li><b>MUST NOT</b> go beyond the sign in any lane or use the hard shoulder to avoid the road closure unless directed to do so by a police or traffic officer</li> </ul> <div data-bbox="788 1594 1262 1805" style="display: flex; justify-content: space-around; align-items: center;">   </div> <p>Rule 258: Signals and signs indicating a road closure</p> <p>Lane and road closures indicated by red flashing lights are enforced by the police.</p>

Original Rule Highlighted text indicates a deletion	Proposed Rule Highlighted text indicates an addition
	Laws RTA 1988 sects 35 & 36 as amended by TMA sect 6, TSRGD reg 3 and sch 15, MT(E&W)R reg 9 & MT(S)R reg 8.

**Question**

Do you agree or disagree with the proposed changes to rule 258?



## Rule 261 – Speed limits

Rule 261 describes the application of speed limits to motorways. We are proposing changes to ensure that readers understand:

- drivers must not exceed the speed limit displayed on a sign
- drivers must not exceed the maximum speed limit of their vehicle
- speed limits are enforced by the police

Original Rule Highlighted text indicates a deletion	Proposed Rule Highlighted text indicates an addition
<p>You <b>MUST NOT</b> exceed 70 mph (112 kph), or the maximum speed limit permitted for your vehicle (see Speed limits table). If a lower speed limit is in force, either permanently or temporarily, at road works for example, you <b>MUST NOT</b> exceed the lower limit. On some motorways, mandatory motorway signals (which display the speed within a red ring) are used to vary the maximum speed limit to improve traffic flow. You <b>MUST NOT</b> exceed this speed limit.</p> <p>Law RTRA sects 17, 86, 89 &amp; sched 6</p>	<p>You <b>MUST NOT</b> exceed:</p> <ul style="list-style-type: none"> <li>• a speed limit displayed within a red ring on a sign</li> <li>• the maximum speed limit permitted for your vehicle (see Rule 124)</li> </ul> <p>Speed limits are enforced by the police (see Rule 124).</p> <p>Law RTRA sects 17, 86, 89 &amp; sched 6</p>

### Question

Do you agree or disagree with the proposed changes to rule 261?

## Rule 264 – Lane positioning

Rule 264 describes how drivers should use the left lane of a multi-lane carriageway unless overtaking and **MUST NOT** drive on a hard shoulder except in an emergency. We are proposing changes to ensure that readers understand:

- drivers should move over, if safe to do so, when approaching people and vehicles stopped on the hard shoulder or in an emergency area to create more space for the people and stopped vehicles

Original Rule Highlighted text indicates a deletion	Proposed Rule Highlighted text indicates an addition
<p>You should always drive in the left-hand lane when the road ahead is clear. If you are overtaking a number of slower-moving vehicles, you should return to the left-hand lane as soon as you are safely past. Slow-moving or speed-restricted vehicles should always remain in the left-hand lane of the carriageway unless overtaking. You <b>MUST NOT</b> drive on the hard shoulder except in an emergency or if directed to do so by the police, traffic officers in uniform or by signs.</p> <p>Laws MT(E&amp;W)R regs 5, 9 &amp; 16(1)(a), MT(S)R regs 4, 8 &amp; 14(1)(a), &amp; RTA 1988 sects 35 &amp; 186 as amended by TMA sect 6</p>	<p>Keep in the left lane unless overtaking</p> <ul style="list-style-type: none"> <li>• If you are overtaking, you should return to the left lane when you are safely past</li> <li>• Slow-moving or speed-restricted vehicles should always remain in the left lane unless overtaking</li> <li>• Be aware of emergency services, traffic officers, recovery workers and other people or vehicles stopped on the hard shoulder or in an emergency area. If you are driving in the left lane, and it is safe to do so, you should move into the adjacent lane to create more space between your vehicle and the people and stopped vehicles</li> </ul> <p>You <b>MUST NOT</b> drive on the hard shoulder except in an emergency or unless you are directed to do so by the police, traffic officers or by signs.</p> <p>Laws MT(E&amp;W)R regs 5, 9 &amp; 16(1)(a), MT(S)R regs 4, 8 &amp; 14(1)(a), &amp; RTA 1988 sects 35 &amp; 186 as amended by TMA sect 6</p>


### Question


Do you agree or disagree with the proposed changes to rule 264?

## Rule 269 – Hard shoulder

Rule 269 describes limitations on the use of hard shoulders on motorways. We are proposing changes to ensure that readers understand:

- the hard shoulder is for emergency use only
- on some motorways, the hard shoulder becomes an extra lane during periods of congestion; signs identify when the extra lane can be used
- on motorways where the hard shoulder becomes an extra lane during periods of congestion, emergency areas exist for use in the event of an emergency or breakdown

<b>Original Rule</b> Highlighted text indicates a deletion	<b>Proposed Rule</b> Highlighted text indicates an addition
<p><b>Hard shoulder.</b> You <b>MUST NOT</b> use the hard shoulder for overtaking. In areas where an Active Traffic Management (ATM) Scheme is in force, the hard shoulder may be used as a running lane. You will know when you can use this because a speed limit sign will be shown above all open lanes, including the hard shoulder. A red cross or blank sign above the hard shoulder means that you <b>MUST NOT</b> drive on the hard shoulder except in an emergency or breakdown. Emergency refuge areas have also been built into these areas for use in cases of emergency or breakdown.</p> <p>Laws MT(E&amp;W)R regs 5, 5A &amp; 9, &amp; MT(S)R regs 4 &amp; 8</p>	<p><b>Hard shoulder</b> (where present). You <b>MUST NOT</b> drive on a hard shoulder except in an emergency or unless you are directed to do so by the police, traffic officers or by signs.</p>  <p>The hard shoulder is used as an extra lane on some motorways during periods of congestion. You will know when the hard shoulder can be used as an extra lane because a speed limit will be shown above all open lanes, including the hard shoulder.</p> <p>Emergency areas are provided on these motorways for use in cases of emergency or breakdown.</p>

Original Rule Highlighted text indicates a deletion	Proposed Rule Highlighted text indicates an addition
	 <p data-bbox="783 770 1326 891">A red 'X' or blank sign above the hard shoulder means that you <b>MUST NOT</b> drive on the hard shoulder.</p> <p data-bbox="783 938 1378 1061">Laws MT(E&amp;W)R regs 5, 5A &amp; 9, MT(S)R regs 4 &amp; 8, &amp; RTA 1988 sects 35 &amp; 36 as amended by TMA sect 6</p>

**Question**

Do you agree or disagree with the proposed changes to rule 269?

## New rule – Emergency areas

We are proposing a new rule about emergency areas to ensure that readers understand:

- emergency areas are located along motorways with no hard shoulder or where the hard shoulder is used as an extra lane
- how to recognise an emergency area
- emergency areas are for emergency use only

Original Rule Highlighted text indicates a deletion	Proposed Rule Highlighted text indicates an addition
N/A	<p><b>Emergency areas</b> are located along motorways with no hard shoulder or where the hard shoulder is used as an extra lane (see <a href="#">Rule 269</a>). Emergency areas are marked with blue signs featuring an orange SOS telephone symbol. These areas are for emergency use only (see <a href="#">Rule 275</a> and <a href="#">Rule 276</a>).</p>  <p>New rule: Emergency area</p>  <p>New rule: Signs indicating distance to next emergency area</p>

### Question

Do you agree or disagree with the introduction of the new rule about emergency areas?

# Breakdowns and incidents

## New rule – Place of relative safety

We are proposing a new rule describing safer places to stop in the event of a breakdown or other incident to ensure that readers understand:

- A place of relative safety is where the people and vehicles involved in a breakdown or other incident are less likely to be at risk from moving traffic
- The safest place to stop in the event of a breakdown or incident is a location which is designed for parking
- On motorways and other high-speed roads, the safest place to stop is a service area
- Other places of relative safety on motorways and other high-speed roads include lay-bys, emergency areas and hard shoulders
- Hard shoulders provide less protection than other places of relative safety

Original Rule Highlighted text indicates a deletion	Proposed Rule Highlighted text indicates an addition
N/A	<p>If you need to stop your vehicle in the event of a breakdown or incident, try to stop in a place of relative safety. A place of relative safety is where you, your passengers and your vehicle are less likely to be at risk from moving traffic.</p> <p>The safest place to stop is a location which is designed for parking. On motorways and other high-speed roads, the safest place to stop is a service area. Other places of relative safety include</p> <ul style="list-style-type: none"> <li>• lay-bys</li> <li>• emergency areas (see <a href="#">New rule – Emergency areas</a>)</li> <li>• hard shoulders (see <a href="#">Rule 269</a>)</li> </ul> <p>Be aware that hard shoulders provide less protection than other places of relative safety.</p> <p>You and your passengers should, where possible, keep well away from your vehicle and moving traffic.</p>

Do you agree or disagree with the introduction of the new rule about places of relative safety?



## Rule 275 and 277 – Breakdowns

Rule 275 describes what to do in the event of a breakdown on a motorway. We are proposing changes to ensure that readers understand:

- the steps to follow if their vehicle develops a problem (get left, get safe and get help)
- the importance of staying away from their vehicle and remaining aware of other traffic
- what to do if they break down in a traffic lane
- how to identify and communicate their location to emergency services

Rule 277 describes what to do if you cannot get your vehicle onto the motorway hard shoulder in the event of a breakdown. The contents of Rule 277 has been moved into the proposed update to Rule 275.

Original Rule Highlighted text indicates a deletion	Proposed Rule Highlighted text indicates an addition
<p>If your vehicle develops a problem, leave the <b>motorway</b> at the next exit or pull into a service area. If you cannot <b>do so</b>, you should:</p> <ul style="list-style-type: none"> <li>• pull <b>on to the</b> hard shoulder and stop as far to the left as possible, with your wheels turned to the left</li> <li>• <b>try</b> to stop near an emergency telephone (<b>situated at approximately one-mile intervals along the hard shoulder</b>)</li> <li>• <b>leave the vehicle by the left-hand door</b> and ensure your passengers do the same. <b>You MUST leave any animals in the vehicle or, in an emergency, keep them under proper control on the verge. Never attempt to place a warning triangle on a motorway</b></li> <li>• do not put <b>yourself in danger by attempting even simple repairs</b></li> <li>• <b>ensure that</b> passengers keep away from the carriageway <b>and</b></li> </ul>	<p>If your vehicle develops a problem, leave the <b>carriageway</b> at the next exit or pull into a service area if possible. If you cannot, you should:</p> <p><b>Get left.</b></p> <ul style="list-style-type: none"> <li>• <b>pull into an emergency area or onto a hard shoulder if you can</b></li> <li>• stop as far to the left as possible, with your wheels turned to the left</li> <li>• stop near to an emergency telephone if available</li> <li>• switch your hazard warning lights on</li> <li>• if it's dark, use side lights and in <b>poor visibility use fog lights</b></li> </ul> <div data-bbox="821 1780 949 1899" style="text-align: center;"> </div> <div data-bbox="976 1653 1385 2029" style="background-color: red; color: white; padding: 10px; margin-top: 20px;"> <p><b>If you can't get into the left lane, stay in your vehicle, keep your seatbelts and hazard warning lights on and call 999 immediately or press the SOS button if your vehicle has one and ask for the police</b></p> </div>

### Original Rule

Highlighted text indicates a deletion

- hard shoulder, and that children are kept under control
- walk to an emergency telephone on your side of the carriageway (follow the arrows on the posts at the back of the hard shoulder) – the telephone is free of charge and connects directly to an operator. Use these in preference to a mobile phone (see Rule 283). Always face the traffic when you speak on the phone
  - give full details to the operator; also inform them if you are a vulnerable motorist such as disabled, older or travelling alone
  - return and wait near your vehicle (well away from the carriageway and hard shoulder)
  - if you feel at risk from another person, return to your vehicle by a left-hand door and lock all doors. Leave your vehicle again as soon as you feel this danger has passed.

Laws MT(E&W)R reg 14 & MT(S)R reg 12



Rule 275: Keep well back from the hard shoulder

### Proposed Rule













Highlighted text indicates an addition

#### Get safe.

- if in the left lane, exit your vehicle by the side furthest from traffic, if it is safe and possible to do so, and ensure passengers do the same
- put on high visibility clothing if it is within easy reach
- get behind a safety barrier where there is one, but be aware of any unseen hazards such as uneven ground or debris
- keep well away from your vehicle and moving traffic, even if it's raining, cold or dark
- remain alert and aware of vehicles or debris coming towards you
- keep passengers away from the carriageway and children under control
- **DO NOT** attempt repairs on your vehicle
- **DO NOT** place a warning triangle on the carriageway
- animals **MUST** be kept in the vehicle or, in an emergency, under control on the verge



Rule 275: Keep well away from your vehicle and moving traffic

<b>Original Rule</b> Highlighted text indicates a deletion	<b>Proposed Rule</b> Highlighted text indicates an addition						
	<p><b>Get help.</b></p> <ul style="list-style-type: none"> <li>• use the free emergency telephone to obtain advice and assistance</li> <li>• always face the traffic when you speak to remain aware of vehicles or debris coming towards you</li> <li>• inform them if you are a vulnerable motorist such as disabled, older or travelling alone</li> <li>• return and wait well away from your vehicle and moving traffic, behind the safety barrier where there is one</li> <li>• if you are unable to leave your vehicle or if you have not stopped near a free emergency telephone, call 999 or press the SOS button if your vehicle has one and ask for the police</li> </ul> <p><b>Communicating your location.</b> How to identify your location to the emergency services.</p> <table border="0"> <tr> <td data-bbox="810 1303 1023 1458"> <p>eCall</p>  </td> <td data-bbox="1059 1303 1326 1480"> <p>App</p>  </td> </tr> <tr> <td data-bbox="810 1509 1023 1664"> <p>Press the SOS button if your vehicle has one.</p> </td> <td data-bbox="1059 1509 1326 1626"> <p>Mobile telephone mapping applications (App).</p> </td> </tr> <tr> <td data-bbox="810 1704 1023 1939"> <p>Marker Post</p>  </td> <td data-bbox="1059 1704 1326 1939"> <p>Driver Location Sign</p>  </td> </tr> </table>	<p>eCall</p> 	<p>App</p> 	<p>Press the SOS button if your vehicle has one.</p>	<p>Mobile telephone mapping applications (App).</p>	<p>Marker Post</p> 	<p>Driver Location Sign</p> 
<p>eCall</p> 	<p>App</p> 						
<p>Press the SOS button if your vehicle has one.</p>	<p>Mobile telephone mapping applications (App).</p>						
<p>Marker Post</p> 	<p>Driver Location Sign</p> 						

Original Rule Highlighted text indicates a deletion	Proposed Rule Highlighted text indicates an addition
	<p data-bbox="810 286 1326 443">Quote the numbers and letters on marker posts or driver location signs which are located along the edge of the road.</p> <p data-bbox="810 495 1342 562">Rule 275: SOS button, mobile application and marker posts for communicating your location.</p> <p data-bbox="810 607 1353 674">Laws MT(E&amp;W)R reg 14 &amp; MT(S)R reg 12</p>

The contents of Rule 277 has been moved into the proposed update to Rule 275.

Original Rule Highlighted text indicates a deletion	N/A
<p data-bbox="204 949 730 1016"><b>Breakdowns.</b> If you cannot get your vehicle onto the hard shoulder</p> <ul data-bbox="256 1077 740 1491" style="list-style-type: none"> <li data-bbox="256 1077 695 1189">• do not attempt to place any warning device on the carriageway</li> <li data-bbox="256 1245 740 1323">• switch on your hazard warning lights</li> <li data-bbox="256 1379 735 1491">• leave your vehicle only when you can get safely clear of the carriageway.</li> </ul>	N/A

**Question**

Do you agree or disagree with the proposed changes to rules 275 and 277?

## Rule 276 – Rejoining after a breakdown

Rule 276 describes how to rejoin the motorway after a breakdown. We are proposing changes to ensure that readers understand:

- how to rejoin the motorway from an emergency area
- the importance of using the SOS phone in emergency areas

Original Rule Highlighted text indicates a deletion	Proposed Rule Highlighted text indicates an addition
<p>Before you rejoin the carriageway after a breakdown, build up speed on the hard shoulder and watch for a safe gap in the traffic. Be aware that other vehicles may be stationary on the hard shoulder.</p>	<p>To rejoin the carriageway after a breakdown from</p> <ul style="list-style-type: none"> <li>• a hard shoulder, build up speed and watch for a safe gap in the traffic. Be aware that other vehicles may be stationary on the hard shoulder</li> <li>• a motorway emergency area, you <b>MUST</b> call the operator using the emergency telephone provided and follow the operator’s advice for exiting the emergency area. A lane may need to be closed so that you can rejoin the motorway safely</li> </ul> <div data-bbox="791 1272 1046 1487" data-label="Image"> </div> <p>Rule 276: Emergency area sign</p> <p>Law RTA 1988 sect 36</p>

### Question

Do you agree or disagree with the proposed changes to rule 276?

## Rule 278 – Breakdowns (disabled drivers)

Rule 278 describes what to do if you have a disability which prevents you from following the breakdown advice in rules 275 and 276. We are proposing changes to ensure that readers understand:

- the importance of switching on hazard warning lights to warn other motorists of a stopped vehicle
- the need to keep seatbelts on when staying in a broken down vehicle
- as an alternative to calling 999, the availability of an SOS button in some vehicles for contacting the emergency services

Original Rule Highlighted text indicates a deletion	Proposed Rule Highlighted text indicates an addition
<p><b>Disabled drivers.</b> If you have a disability which prevents you from following the above advice you should</p> <ul style="list-style-type: none"> <li>• stay in your vehicle</li> <li>• switch on your hazard warning lights</li> <li>• display a 'Help' pennant or, if you have a car or mobile telephone, contact the emergency services and be prepared to advise them of your location</li> </ul>	<p><b>Disabled drivers.</b> If you have a disability which prevents you from following the above advice in <u>Rule 275</u> and <u>Rule 276</u> you should</p> <ul style="list-style-type: none"> <li>• switch on your hazard warning lights</li> <li>• stay in your vehicle and keep your seatbelt on</li> <li>• contact the emergency services on 999 or press the SOS button if your vehicle has one and ask for the police</li> </ul>

### Question

Do you agree or disagree with the proposed changes to rule 278?

## Rule 283 – Incidents

Rule 283 describes what to do if you are involved in an incident or collision or stop to give assistance. We are proposing changes to ensure that readers understand:

- if drivers stop to give assistance, they should stop in a place of relative safety and not put themselves or their passengers in danger
- how the emergency services can be contacted using an emergency telephone, a mobile telephone, or, if a vehicle has one, its SOS button
- further information is available about giving first aid
- there may be a need to exchange details in accordance with rule 286

Original Rule Highlighted text indicates a deletion	Proposed Rule Highlighted text indicates an addition
<p>If you are involved in a <b>crash</b> or stop to give assistance</p> <ul style="list-style-type: none"> <li>• use your hazard warning lights to warn other traffic</li> <li>• ask drivers to switch off their engines and stop smoking</li> <li>• <b>arrange for the emergency services to be called immediately with full details of the incident location and any casualties (on a motorway, use the emergency telephone which allows easy location by the emergency services. If you use a mobile phone, first make sure you have identified your location from the marker posts on the side of the hard shoulder)</b></li> <li>• move uninjured people away from the vehicles to safety; <b>on a motorway this should, if possible, be well away from the traffic, the hard shoulder and the central reservation</b></li> </ul>	<p>If you are involved in an incident or <b>collision</b> or stop to give assistance</p> <ul style="list-style-type: none"> <li>• <b>if possible, stop in a place of relative safety (see <u>New rule – Place of relative safety</u>)</b></li> <li>• use your hazard warning lights to warn other traffic</li> <li>• ask drivers to switch off their engines and stop smoking</li> <li>• <b>contact the emergency services on 999 and provide full details of the incident location and any casualties. Use an emergency telephone, a mobile telephone, or press the SOS button if your vehicle has one</b></li> <li>• move uninjured people away from the vehicles to a <b>place of relative safety (see <u>New rule – Place of relative safety</u>)</b></li> <li>• do not move injured people from their vehicles unless they are in immediate danger</li> </ul>



<b>Original Rule</b> Highlighted text indicates a deletion	<b>Proposed Rule</b> Highlighted text indicates an addition
<ul style="list-style-type: none"> <li>• do not move injured people from their vehicles unless they are in immediate danger <b>from fire or explosion</b></li> <li>• do not remove a motorcyclist's helmet unless it is essential <b>to do so</b></li> <li>• be prepared to give first aid</li> <li>• stay at the scene until emergency services arrive.</li> </ul> <p>If you are involved in any other medical emergency on the motorway you should contact the emergency services in the same way.</p>	<ul style="list-style-type: none"> <li>• do not remove a motorcyclist's helmet unless it is essential</li> <li>• be prepared to give first aid (see Annex 7 First aid on the road, and Other information: Useful websites)</li> <li>• stay at the scene until the emergency services arrive.</li> <li>• be prepared to exchange details (see <u>Rule 286</u>)</li> </ul> <p>If you are involved in any other medical emergency on the motorway you should contact the emergency services in the same way.</p>

**Question**

Do you agree or disagree with the proposed changes to rule 283?

# Road works

## Rule 288 – Road works

Rule 288 describes what to do when driving through road works. We are proposing changes to ensure that readers understand

- works vehicles displaying amber flashing lights are likely to slow down and turn into a works area
- drivers should leave extra space between themselves and a works vehicle that is displaying amber flashing lights

Original Rule Highlighted text indicates a deletion	Proposed Rule Highlighted text indicates an addition
<p>When the ‘Road Works Ahead’ sign is displayed, you will need to be more watchful and look for additional signs providing more specific instructions. Observe all signs - they are there for your safety and the safety of road workers.</p> <ul style="list-style-type: none"> <li>• You <b>MUST NOT</b> exceed any temporary maximum speed limit.</li> <li>• Use your mirrors and get into the correct lane for your vehicle in good time and as signs direct.</li> <li>• Do not switch lanes to overtake queuing traffic.</li> <li>• Take extra care near cyclists and motorcyclists as they are vulnerable to skidding on grit, mud or other debris at road works.</li> <li>• Where lanes are restricted due to road works, merge in turn (see <a href="#">Rule 134</a>).</li> <li>• Do not drive through an area marked off by traffic cones.</li> </ul>	<p>When the ‘Road Works Ahead’ sign is displayed, you will need to be more watchful and look for additional signs providing more specific instructions. Observe all signs - they are there for your safety and the safety of road workers.</p> <ul style="list-style-type: none"> <li>• You <b>MUST NOT</b> exceed any temporary maximum speed limit.</li> <li>• Use your mirrors and get into the correct lane for your vehicle in good time and as signs direct.</li> <li>• Do not switch lanes to overtake queuing traffic.</li> <li>• Take extra care near cyclists and motorcyclists as they are vulnerable to skidding on grit, mud or other debris at road works.</li> <li>• Where lanes are restricted due to road works, merge in turn (see <a href="#">Rule 134</a>).</li> <li>• Do not drive through an area marked off by traffic cones.</li> </ul>

<b>Original Rule</b> Highlighted text indicates a deletion	<b>Proposed Rule</b> Highlighted text indicates an addition
<ul style="list-style-type: none"> <li>• Watch out for traffic entering or leaving the works area, but do not be distracted by what is going on there. Concentrate on the road ahead, not the road works.</li> <li>• Bear in mind that the road ahead may be obstructed by the works or by slow moving or stationary traffic.</li> <li>• Keep a safe distance - there could be queues in front.</li> </ul> <p>Law RTRA sect 16</p>	<ul style="list-style-type: none"> <li>• Watch out for works vehicles entering or leaving the works area, but do not be distracted by what is going on there. Concentrate on the road ahead, not the road works.</li> <li>• Where works vehicles are travelling in the road and are displaying amber warning lights, leave extra space and expect them to slow or turn into a works area.</li> <li>• Bear in mind that the road ahead may be obstructed by the works or by slow moving or stationary traffic.</li> <li>• Keep a safe distance - there could be queues in front.</li> </ul> <p>Law RTRA sect 16</p>

**Question**

Do you agree or disagree with the proposed changes to rule 288?

## Rule 289 – Road works on high-speed roads

Rule 289 describes additional rules for driving through road works on motorways and other high-speed dual carriageways. We are proposing changes to ensure that readers understand:

- where large 'Keep Left' or 'Keep Right' signs are displayed on a works vehicle, drivers must move over to the next lane and pass the works vehicle on the side indicated and must not return to the closed lane until it is safe to do so
- works vehicles displaying the sign, 'convoy vehicle no overtaking', must not be overtaken

Original Rule Highlighted text indicates a deletion	Proposed Rule Highlighted text indicates an addition
<p>Take special care on motorways and other high-speed dual carriageways.</p> <ul style="list-style-type: none"> <li>• One or more lanes may be closed to traffic and a lower speed limit may apply.</li> <li>• Works vehicles that are slow moving or stationary with a large 'Keep Left' or 'Keep Right' sign on the back are sometimes used to close lanes for repairs, and a flashing light arrow may also be used to make the works vehicle more conspicuous from a distance and give earlier warning to drivers that they need to move over to the next lane.</li> <li>• Check mirrors, slow down and change lanes if necessary.</li> <li>• Keep a safe distance from the vehicle in front (see <u>Rule 126</u>).</li> </ul>	<p>Take special care on motorways and other high-speed dual carriageways.</p> <ul style="list-style-type: none"> <li>• One or more lanes may be closed to traffic and a lower speed limit may apply.</li> <li>• Works vehicles may be used to close lanes or carriageways for repairs. Where large 'Keep Left' or 'Keep Right' signs are displayed you <b>MUST</b> move over to the next lane and pass the works vehicle on the side indicated and not return to the closed lane until you can see it is safe to do so. Where a vehicle displays the sign 'CONVOY VEHICLE NO OVERTAKING' you <b>MUST NOT</b> pass the vehicle. A flashing light arrow or red 'X' may also be used to make the works vehicle more visible from a distance and give earlier warning to drivers.</li> <li>• Check mirrors, slow down and change lanes if necessary.</li> </ul>

Original Rule Highlighted text indicates a deletion	Proposed Rule Highlighted text indicates an addition
	<ul style="list-style-type: none"> <li>• Keep a safe distance from the vehicle in front (see <u>Rule 126</u>).</li> </ul> <p>Laws RTA 1988 sect 36, TSRGD reg 3 and sch 13</p>

**Question**

Do you agree or disagree with the proposed changes to rule 289?

## Rule 290 – Contraflow systems on high-speed roads

Rule 290 describes additional rules for driving through contraflow systems on motorways and other high-speed dual carriageways. We are proposing changes to ensure that readers understand:

- lanes in road works may be narrower than normal and will be marked by studs or temporary road markings
- in narrow lanes, drivers need to keep a good distance from the vehicle in front to be able to clearly see the edges of the lane ahead
- at the start and finish of contraflow systems in road works, there may be areas of adverse camber; drivers need to slow down and leave extra space when these areas are signed
- in the event of a breakdown in road works, people and vehicles should not enter coned areas, where significant hazards are present, unless directed to do so by those undertaking the works or providing a dedicated recovery service

Original Rule Highlighted text indicates a deletion	Proposed Rule Highlighted text indicates an addition
<p>Contraflow systems mean that you may be travelling in a narrower lane than normal and with no permanent barrier between you and oncoming traffic. <b>The hard shoulder may be used for traffic, but be aware that there may be broken-down vehicles ahead of you. Keep a good distance from the vehicle ahead and observe any temporary speed limits.</b></p>	<p>Road works may contain features that require extra care.</p> <ul style="list-style-type: none"> <li>• <b>Narrow lanes.</b> Lanes may be narrower than normal and will be marked by studs or temporary road markings. Keep a good distance from the vehicle in front and make sure you can clearly see the edges of the lane ahead.</li> <li>• <b>Contraflow systems.</b> These mean that you may be travelling in a narrower lane than normal and with no permanent barrier between you and oncoming traffic. You <b>SHOULD</b> slow down and leave extra space at the start and finish of contraflows where adverse camber is present.</li> <li>• <b>Breakdown advice.</b> If your vehicle breaks-down in road works follow Rules <u>275</u>, <u>276</u> and</li> </ul>

	<p><u>278</u> but be aware that the area marked off by cones contains significant hazards. <b>DO NOT</b> enter or move vehicles into coned off areas unless directed to do so by those undertaking the works or providing a dedicated recovery service. Signs indicate where dedicated recovery services are provided.</p>
--	--

**Question**

Do you agree or disagree with the proposed changes to rule 290?

## B. Minor proposed updates

Section	Name	What this section includes?	Changes
A	Significant proposed updates	Changes to rules to include additional guidance or images, restructuring or the inclusion of new rules.	19
B	Minor proposed updates	Changes to rules to improve the clarity or readability of the rule.	14
C	Additional information	Changes to additional information and annexes to include extra guidance.	6



# Rules for drivers and motorcyclists

## Rule 91 – Fitness to drive

Rule 91 describes how tiredness can increase the risk of a collision and how drivers should minimise this risk. We are proposing changes to ensure readers understand:

- drivers need to get sufficient sleep before a long journey
- emergency areas and hard shoulders on motorways are not to be used for rest breaks in the event of driver sleepiness
- information exists in Rule 262 on places to take a break when travelling on motorways
- there are caffeinated drinks, in addition to caffeinated coffee, that can counter sleepiness

Original Rule Highlighted text indicates a deletion	Proposed Rule Highlighted text indicates an addition
<p>Driving when you are tired greatly increases your risk of collision. To minimise this risk</p> <ul style="list-style-type: none"> <li>• make sure you are fit to drive. Do not begin a journey if you are tired. Get a <b>good night's</b> sleep before embarking on a long journey</li> <li>• avoid undertaking long journeys between midnight and 6 am, when natural alertness is at a minimum</li> <li>• plan your journey to take sufficient breaks. A minimum break of at least 15 minutes after every two hours of driving is recommended</li> <li>• if you feel at all sleepy, stop in a safe place. Do not stop on the hard shoulder of a motorway</li> <li>• <b>the most effective ways to counter sleepiness are to drink,</b></li> </ul>	<p>Driving when you are tired greatly increases your risk of collision. To minimise this risk</p> <ul style="list-style-type: none"> <li>• make sure you are fit to drive. Do not begin a journey if you are tired. Get sufficient sleep before embarking on a long journey</li> <li>• avoid undertaking long journeys between midnight and 6 am, when natural alertness is at a minimum</li> <li>• plan your journey to take sufficient breaks. A minimum break of at least 15 minutes after every two hours of driving is recommended</li> <li>• if you feel at all sleepy, stop in a safe place. Do not stop in an emergency area or on a hard shoulder of a motorway (see <u>Rule 262</u> for guidance on places to take a break when travelling on motorways)</li> </ul>

Original Rule Highlighted text indicates a deletion	Proposed Rule Highlighted text indicates an addition
for example, two cups of caffeinated coffee and to take a short nap (at least 15 minutes)	<ul style="list-style-type: none"> <li>• counter sleepiness by, for example, drinking a caffeinated drink or taking a short nap (at least 15 minutes)</li> </ul>

**Question**

Do you agree or disagree with the proposed changes to rule 91?

# General rules, techniques and advice for all drivers and riders

## Rule 138 – Overtaking

Rule 138 describes how drivers should use the middle lane and right-hand lane of a three-lane dual carriageway when overtaking. We are proposing changes to ensure that readers understand:

- the rule for overtaking also applies to dual carriageways with more than three lanes

<b>Original Rule</b> Highlighted text indicates a deletion	<b>Proposed Rule</b> Highlighted text indicates an addition
On a three-lane dual carriageway, you may use the middle lane or the right-hand lane to overtake but return to the middle and then the left-hand lane when it is safe.	On a dual carriageway with three or more lanes, you may use the middle lanes or the right-hand lane to overtake but you should return to the middle lanes and then the left-hand lane when it is safe.

### Question

Do you agree or disagree with the proposed changes to rule 138?

# Driving in adverse weather conditions

## Rule 234 – Fog

Rule 234 describes what to do when drivers are approaching or are warned about fog. Our proposed changes are to improve the layout and wording of the rule.

<b>Original Rule</b> Highlighted text indicates a deletion	<b>Proposed Rule</b> Highlighted text indicates an addition
<b>Before entering fog</b> check your mirrors then slow down. If <b>the word</b> 'Fog' is shown <b>on a roadside</b> signal but the road is clear, be prepared for a bank of fog or drifting patchy fog ahead. Even if it seems to be clearing, you can suddenly find yourself in thick fog.	<b>Before entering fog</b> check your mirrors then slow down.  If 'Fog' is shown on a sign but the road is clear, be prepared for a bank of fog or drifting patchy fog ahead. Even if it seems to be clearing, you can suddenly find yourself in thick fog.

### Question

Do you agree or disagree with the proposed changes to rule 234?

# Waiting and parking

## Rule 240 – Stopping

Rule 240 describes places where drivers **MUST NOT** stop or park. We are proposing changes to ensure that readers understand:

- emergency areas on motorways are not to be used for stopping or parking, except in an emergency

Original Rule Highlighted text indicates a deletion	Proposed Rule Highlighted text indicates an addition
<p>You <b>MUST NOT</b> stop or park on</p> <ul style="list-style-type: none"> <li>• the carriageway or <b>the</b> hard shoulder of a motorway except in an emergency (see <a href="#">Rule 270</a>)</li> <li>• a pedestrian crossing, including the area marked by the zig-zag lines (see <a href="#">Rule 191</a>)</li> <li>• a clearway (see '<a href="#">Traffic signs</a>')</li> <li>• taxi bays as indicated by upright signs and markings</li> <li>• an Urban Clearway within its hours of operation, except to pick up or set down passengers (see '<a href="#">Traffic signs</a>')</li> <li>• a road marked with double white lines, even when a broken white line is on your side of the road, except to pick up or set down passengers, or to load or unload goods</li> <li>• a tram or cycle lane during its period of operation</li> <li>• a cycle track</li> </ul>	<p>You <b>MUST NOT</b> stop or park on</p> <ul style="list-style-type: none"> <li>• the carriageway, an emergency area or a hard shoulder of a motorway except in an emergency (see <a href="#">Rule 270</a> and <a href="#">New rule – Emergency areas</a>)</li> <li>• a pedestrian crossing, including the area marked by the zig-zag lines (see <a href="#">Rule 191</a>)</li> <li>• a clearway (see '<a href="#">Traffic signs</a>')</li> <li>• taxi bays as indicated by upright signs and markings</li> <li>• an Urban Clearway within its hours of operation, except to pick up or set down passengers (see '<a href="#">Traffic signs</a>')</li> <li>• a road marked with double white lines, even when a broken white line is on your side of the road, except to pick up or set down passengers, or to load or unload goods</li> <li>• a tram or cycle lane during its period of operation</li> </ul>

<ul style="list-style-type: none"> <li>• red lines, in the case of specially designated 'red routes', unless otherwise indicated by signs. Any vehicle may enter a bus lane to stop, load or unload where this is not prohibited (see <u>Rule 140</u>).</li> </ul> <p>Laws MT(E&amp;W)R regs 7 &amp; 9, MT(S)R regs 6 &amp; 8, ZPPPCRGD regs 18 &amp; 20, RTRA sects 5, 6 &amp; 8, TSRGD regs 10, 26 &amp; 27, RTA 1988 sects 21(1) &amp; 36</p>	<ul style="list-style-type: none"> <li>• a cycle track</li> <li>• red lines, in the case of specially designated 'red routes', unless otherwise indicated by signs. Any vehicle may enter a bus lane to stop, load or unload where this is not prohibited (see <u>Rule 140</u>).</li> </ul> <p>Laws MT(E&amp;W)R regs 7 &amp; 9, MT(S)R regs 6 &amp; 8, ZPPPCRGD regs 18 &amp; 20, RTRA sects 5, 6 &amp; 8, TSRGD regs 10, 26 &amp; 27, RTA 1988 sects 21(1) &amp; 36</p>
--	---

**Question**

Do you agree or disagree with the proposed changes to rule 240?

# Motorways

## Rule 253 – Prohibited vehicles

Rule 253 describes the types of vehicles that are prohibited from motorways and the conditions applicable to provisional car licence holders' use of motorways. We are proposing changes to ensure that readers understand:

- provisional car licence holders can only drive on the motorway when they are accompanied by an approved driving instructor and are driving a car displaying red L plates

Original Rule Highlighted text indicates a deletion	Proposed Rule Highlighted text indicates an addition
<p><b>Prohibited vehicles.</b> Motorways <b>MUST NOT</b> be used by pedestrians, holders of provisional motorcycle <b>or</b> <b>car</b> licences, riders of motorcycles under 50 cc, cyclists, horse riders, certain slow-moving vehicles and those carrying oversized loads (except by special permission), agricultural vehicles, and powered wheelchairs/powered mobility scooters (see <u>Rules 36 to 46</u> inclusive).</p> <p><b>From 4 June 2018</b> provisional licence holders may drive on the motorway if they are accompanied by an approved driving instructor and are driving a car displaying red L plates (D plates in Wales), that's fitted with dual controls.</p> <p>Laws HA 1980 sects 16, 17 &amp; sch 4, MT(E&amp;W)R regs 3(d), 4 &amp; 11, MT(E&amp;W)(A)R, R(S)A sects 7, 8 &amp; sch 3, RTRA sects 17(2) &amp; (3), &amp; MT(S)R reg 10</p>	<p><b>Prohibited vehicles.</b> Motorways <b>MUST NOT</b> be used by pedestrians, holders of provisional motorcycle licences, riders of motorcycles under 50 cc, cyclists, horse riders, certain slow-moving vehicles and those carrying oversized loads (except by special permission), agricultural vehicles, and powered wheelchairs/powered mobility scooters (see <u>Rules 36 to 46</u> inclusive).</p> <p>Provisional <b>car</b> licence holders <b>MUST NOT</b> drive on the motorway unless they are accompanied by an approved driving instructor and are driving a car displaying red L plates (D plates in Wales), that's fitted with dual controls.</p> <p>Laws HA 1980 sects 16, 17 &amp; sch 4, MT(E&amp;W)R regs 3(d), 4 &amp; 11 as amended by MT(E&amp;W)(A)(R) 2004 &amp; <b>MT(E&amp;W)(A)(R) 2018, R(S)A sects 7, 8 &amp; sch 3, RTRA sects 17(2) &amp; (3), &amp; MT(S)R reg 10</b></p>

### Question

Do you agree or disagree with the proposed changes to rule 253?

## Rule 255 – Motorway signs and signals

Rule 255 describes how motorway signs and signals are used to warn of a hazard ahead. Our proposed changes are to improve the layout and wording of the rule.

<b>Original Rule</b> Highlighted text indicates a deletion	<b>Proposed Rule</b> Highlighted text indicates an addition
Motorway signals (see ' <u>light signals controlling traffic</u> ') are used to warn you of a <b>danger</b> ahead. For example, there may be an incident, fog, a spillage or road workers on the carriageway which you may not immediately be able to see.	Motorway <b>signs and signals</b> (see ' <u>light signals controlling traffic</u> ') are used to warn you of a <b>hazard</b> ahead. For example, there may be an incident, fog, a spillage or road workers on the carriageway which you may not immediately be able to see.

### Question

Do you agree or disagree with the proposed changes to rule 255?



## Rule 262 – Fatigue

Rule 262 describes how the monotony of driving on a motorway can make drivers feel sleepy. We are proposing changes to ensure that readers understand:

- information is available in Rule 91 about ensuring fitness to drive and taking breaks
- service areas and other rest and refreshment facilities are available when travelling along motorways

<b>Original Rule</b> Highlighted text indicates a deletion	<b>Proposed Rule</b> Highlighted text indicates an addition
The monotony of driving on a motorway can make you feel sleepy. To minimise the risk, follow the advice in <u>Rule 91</u> .	The monotony of driving on a motorway can make you feel sleepy. To minimise the risk, follow the advice in <u>Rule 91</u> about ensuring you are fit to drive and taking breaks.  Service areas are located along motorways to allow you to take breaks and to obtain refreshments. Refreshment and rest facilities on the local road network may also be accessible from motorway exits.

### Question

Do you agree or disagree with the proposed changes to rule 262?

## Rule 263 – On the motorway

Rule 263 states that drivers **MUST NOT** reverse, cross the central reservation or drive against the traffic flow on motorways. We are proposing changes to ensure that readers understand:

- it is illegal to reverse along any part of a motorway, including slip roads

Original Rule Highlighted text indicates a deletion	Proposed Rule Highlighted text indicates an addition
<p>You <b>MUST NOT</b> reverse, cross the central reservation, or drive against the traffic flow. If you have missed your exit, or have taken the wrong route, carry on to the next exit.</p> <p>Laws MT(E&amp;W)R regs 6, 8 &amp; 10, &amp; MT(S)R regs 4, 5, 7 &amp; 9</p>	<p>You <b>MUST NOT</b></p> <ul style="list-style-type: none"> <li>• reverse along any part of a motorway, including slip roads</li> <li>• cross the central reservation</li> <li>• drive against the traffic flow</li> </ul> <p>If you have missed your exit, or have taken the wrong route, carry on to the next exit.</p> <p>Laws MT(E&amp;W)R regs 6, 8 &amp; 10, &amp; MT(S)R regs 4, 5, 7 &amp; 9</p>

### Question

Do you agree or disagree with the proposed changes to rule 263?

## Rule 266 – Approaching a junction

Rule 266 describes how direction signs identify a motorway junction ahead and what drivers should do to prepare for leaving the motorway. We are proposing changes to ensure that readers understand:

- road markings may also be used to indicate directions on the approach to some junctions

<b>Original Rule</b> Highlighted text indicates a deletion	<b>Proposed Rule</b> Highlighted text indicates an addition
<b>Approaching a junction.</b> Look well ahead for signals or signs. Direction signs may be placed over the road. If you need to change lanes, do so in good time. At some junctions a lane may lead directly off the motorway. Only get in that lane if you wish to go in the direction indicated on the overhead signs.	<b>Approaching a junction.</b> Look well ahead for signals, signs or road markings. Direction signs may be placed over the road. If you need to change lanes, do so in good time. At some junctions a lane may lead directly off the motorway. Only get in that lane if you wish to go in the direction indicated on the overhead signs.

### Question

Do you agree or disagree with the proposed changes to rule 266?

## Rule 270 – Stopping

Rule 270 states that drivers **MUST NOT** stop on the carriageway, hard shoulder, slip road, central reservation or verge of a motorway except in an emergency. We are proposing changes to ensure that readers understand:

- drivers must not stop in an emergency area on a motorway, except in an emergency

Original Rule Highlighted text indicates a deletion	Proposed Rule Highlighted text indicates an addition
<p>You <b>MUST NOT</b> stop on the carriageway, hard shoulder, slip road, central reservation or verge except in an emergency, or when told to do so by the police, traffic officers <b>in uniform</b>, an emergency sign or by flashing red light signals. <b>Do not stop on the hard shoulder to either make or receive mobile phone calls.</b></p> <p>Laws MT(E&amp;W)R regs 5A, 7, 9, 10 &amp; 16, MT(S)R regs 6(1), 8, 9 &amp; 14, PRA sect 41 &amp; sched 5(8), &amp; RTA 1988 sects 35 &amp; 163 as amended by TMA sect 6</p>	<p>You <b>MUST NOT</b> stop on the carriageway, <b>emergency area</b>, hard shoulder, slip road, central reservation or verge except in an emergency, or when told to do so by the police, traffic officers, an emergency sign or by flashing red light signals.</p> <p>Laws MT(E&amp;W)R regs 5A, 7, 9, 10 &amp; 16, MT(S)R regs 6(1), 8, 9 &amp; 14, PRA sect 41 &amp; sched 5(8), &amp; RTA 1988 sects 35 &amp; 163 as amended by TMA sect 6</p>

### Question

Do you agree or disagree with the proposed changes to rule 270?

# Breakdowns and incidents

## Rule 279 and 280 – Obstructions

Rule 279 describes what to do if anything falls from your vehicle, or any other vehicle, on to the road. We are proposing changes to ensure that readers understand:

- on motorways, drivers and passengers must not retrieve items that fall from a vehicle or attempt to move an obstruction
- in the event of a fallen item or other obstruction on a motorway, drivers should stop in a place of relative safety and contact the emergency services to report the incident and request help

Rule 280 describes what to do if you come across an obstruction on a motorway. The contents of Rule 280 has been moved into the proposed update to Rule 279.

Original Rule Highlighted text indicates a deletion	Proposed Rule Highlighted text indicates an addition
If anything falls from your vehicle (or any other vehicle) on to the road, stop and retrieve it only if it is safe to do so.	If anything falls from your vehicle (or any other vehicle) on to the road, stop and retrieve it only if it is safe to do so (except on motorway and other high-speed roads).  On motorways and other high-speed roads, <b>DO NOT</b> remove the obstruction yourself. Stop in a place of relative safety (see <u>New rule – Place of relative safety</u> ) and call the emergency services on 999.

The contents of Rule 280 has been moved into the proposed update to Rule 279.

Original Rule Highlighted text indicates a deletion	N/A
<b>Motorways.</b> On a motorway do not try to remove the obstruction yourself. Stop at the next emergency telephone and call for help.	N/A

### Question

Do you agree or disagree with the proposed changes to rules 279 and 280?

## Rule 281 – Incidents

Rule 281 describes what to do if you see warning signs or flashing lights ahead. We are proposing changes to ensure that readers understand:

- warning signs or flashing lights indicate that people, including the emergency services, traffic officers, and recovery workers, may be working in the road

Original Rule Highlighted text indicates a deletion	Proposed Rule Highlighted text indicates an addition
<p><b>Warning signs or flashing lights.</b> If you see or hear emergency or incident support vehicles in the distance, be aware there may be an incident ahead (see <u>Rule 219</u>). Police <b>officers</b> and traffic officers may be required to work in the carriageway, for example dealing with debris, collisions or conducting rolling road blocks. <b>Police officers will use rear-facing flashing red and blue lights and traffic officers will use rear-facing flashing red and amber lights in these situations.</b> Watch out for such signals, slow down and be prepared to stop. You <b>MUST</b> follow any directions given by police <b>officers</b> or traffic officers as to whether you can safely pass the incident or blockage.</p> <p>Laws RTA 1988 sects 35 &amp; 163 as amended by TMA sect 6</p>	<p><b>Warning signs or flashing lights.</b> If you see or hear emergency or incident support vehicles in the distance, be aware there may be an incident ahead (see <u>Rule 219</u>). <b>You should slow down and be prepared to stop or move safely into another lane.</b></p> <p><b>The emergency services, traffic officers, and recovery workers may be required to work in the carriageway, for example dealing with debris, collisions or conducting rolling road blocks. You <b>MUST</b> follow any directions given by police or traffic officers as to whether you can safely pass the incident or blockage.</b></p> <p>Law RTA 1988 sects 35 &amp; 163 as amended by TMA sect 6</p>

### Question

Do you agree or disagree with the proposed changes to rule 281?

## Rule 282 – Passing an incident

Rule 282 describes what drivers should do when passing the scene of an incident or collision. We are proposing changes to ensure that readers understand:

- drivers should remain alert for hazards and not slow down unnecessarily when passing an incident

<b>Original Rule</b> Highlighted text indicates a deletion	<b>Proposed Rule</b> Highlighted text indicates an addition
When passing the scene of an incident <b>or crash</b> do not be distracted or slow down unnecessarily (for example if an incident is on the other side of a dual carriageway). This may cause a collision or <b>traffic</b> congestion, <b>but</b> see <u>Rule 283</u> , below.	When passing the scene of an incident remain alert for hazards (such as debris or slow-moving vehicles) and do not slow down unnecessarily (for example if an incident is on the other side of a dual carriageway). <b>Do not allow yourself to be</b> distracted. This may cause a further <b>incident, collision or congestion, see also</b> <u>Rule 283</u> , below.

### Question

Do you agree or disagree with the proposed changes to rule 282?

## Rule 286 – Documentation

Rule 286 describes what drivers **MUST** do if they are involved in a collision which causes damage or injury to any other person, vehicle, animal or property. We are proposing changes to ensure that readers understand that:

- drivers should stop in a place of relative safety if they are involved in a collision

Original Rule Highlighted text indicates a deletion	Proposed Rule Highlighted text indicates an addition
<p>If you are involved in a collision which causes damage or injury to any other person, vehicle, animal or property, you <b>MUST</b></p> <ul style="list-style-type: none"> <li>• stop</li> <li>• give your own and the vehicle owner’s name and address, and the registration number of the vehicle, to anyone having reasonable grounds for requiring them</li> <li>• if you do not give your name and address at the time of the collision, report it to the police as soon as reasonably practicable, and in any case within 24 hours.</li> </ul> <p>Law RTA 1988 sect 170</p>	<p>If you are involved in a collision which causes damage or injury to any other person, vehicle, animal or property, you <b>MUST</b></p> <ul style="list-style-type: none"> <li>• stop in a place of relative safety (see <u>New rule – Place of relative safety</u>)</li> <li>• give your own and the vehicle owner’s name and address, and the registration number of the vehicle, to anyone having reasonable grounds for requiring them</li> <li>• if you do not give your name and address at the time of the collision, report it to the police as soon as reasonably practicable, and in any case within 24 hours.</li> </ul> <p>Law RTA 1988 sect 170</p>

### Question

Do you agree or disagree with the proposed changes to rule 286?



## C. Additional information



Section	Name	What this section includes?	Changes
A	Significant proposed updates	Changes to rules to include additional guidance or images, restructuring or the inclusion of new rules.	19
B	Minor proposed updates	Changes to rules to improve the clarity or readability of the rule.	14
C	Additional information	Changes to additional information and annexes to include extra guidance.	6

## Light signals controlling traffic – Motorway signals

This part of The Highway Code gives examples of motorway signals and signs. We are proposing changes to ensure that readers understand:

- what a motorway sign that displays multiple pieces of information looks like

The image of the ‘leave motorway at next exit’ sign, which is rarely used, will no longer be shown in The Highway Code.

Original Section Highlighted text indicates a deletion	Proposed Section Highlighted text indicates an addition
 <p data-bbox="204 869 609 900">Leave motorway at next exit</p>	 <p data-bbox="810 1037 1337 1068">Multiple instructions shown on a sign</p>


### Question

Do you agree or disagree with the proposed changes to the Light signals controlling traffic – Motorway signals - part of the Code?

## Signals to other road users – Hazard lights

This part of The Highway Code describes the vehicle-mounted signals that can be given to other road users including direction indicator signals, brake light signals and reversing light signals. We are proposing a new sub-section to ensure that readers understand:

- what hazard light signals are and when they should be used

<b>Original Section</b> Highlighted text indicates a deletion	<b>Proposed Section</b> Highlighted text indicates an addition
N/A	 <p data-bbox="810 958 1331 1077">                         I am temporarily obstructing traffic  <b>These signals should not be used                          except for the purpose described.</b> </p>


### Question

Do you agree or disagree with the addition of hazard light signals to the Signals to other road users – Hazard lights – part of the Code?

# Traffic Signs – Information signs

This part of The Highway Code gives examples of information signs. We are proposing changes to ensure that readers understand:

- what a variable speed limit information sign looks like

Original Section Highlighted text indicates a deletion	Proposed Section Highlighted text indicates an addition
N/A	 <p data-bbox="810 842 1276 911">Variable speed limit with camera enforcement sign</p>

## Question

Do you agree or disagree with the proposed changes to the Traffic Signs – Information signs – part of the Code?

## Other Information – Useful Websites

This part of The Highway Code gives details of websites that provide useful information and guidance for road users. We are proposing additional website links to ensure that readers understand where to find information about:

- the Strategic Road Network and its operators in England, Scotland and Wales
- the current status of traffic conditions on Highways England’s network (supplementing existing website listings for [Transport Wales](#) and [Transport Scotland](#))

Original Section Highlighted text indicates a deletion	Proposed Section Highlighted text indicates an addition
<p><a href="#">GOV.UK</a>  <a href="#">St John’s Ambulance</a>  <a href="#">St Andrew’s First Aid</a>  <a href="#">British Red Cross</a>  <a href="#">Traffic Scotland</a>  <a href="#">Traffic Wales</a>  <a href="#">Road Safety GB</a>  <a href="#">Ask the police: frequently asked questions database</a>  <a href="#">Traffic Penalty Tribunal</a> (outside London)  <a href="#">London Tribunals</a> (inside London)  <a href="#">CycleStreets</a>  <a href="#">Google maps</a>  <a href="#">The RAC</a>  <a href="#">The AA</a>  <a href="#">Traveline</a>  <a href="#">Walkit</a>  <a href="#">European Commission - road safety abroad</a>  <a href="#">European New Car Assessment Programme</a></p>	<p><a href="#">GOV.UK</a>  <a href="#">St John’s Ambulance</a>  <a href="#">St Andrew’s First Aid</a>  <a href="#">British Red Cross</a>  <a href="#">Highways England</a>  <a href="#">Transport Scotland</a>  <a href="#">Transport Wales</a>  <a href="#">Traffic England</a>  <a href="#">Traffic Scotland</a>  <a href="#">Traffic Wales</a>  <a href="#">Road Safety GB</a>  <a href="#">Ask the police: frequently asked questions database</a>  <a href="#">Traffic Penalty Tribunal</a> (outside London)  <a href="#">London Tribunals</a> (inside London)  <a href="#">CycleStreets</a>  <a href="#">Google maps</a>  <a href="#">The RAC</a>  <a href="#">The AA</a>  <a href="#">Traveline</a>  <a href="#">Walkit</a>  <a href="#">European Commission - road safety abroad</a>  <a href="#">European New Car Assessment Programme</a></p>

### Question

Do you agree or disagree with the proposed additions to the Other Information – Useful Websites – part of the Code?

## Other Information – Further Reading

This part of The Highway Code gives details of other publications that provide useful information and guidance for road users. We are proposing to include additional references to ensure that readers understand where to find information about:

- safe towing practices

Original Section Highlighted text indicates a deletion	Proposed Section Highlighted text indicates an addition
<p><b>Best practice</b> Further information about good driving and riding practice can be found in the Driver and Vehicle Standards Agency books ‘The Official DVSA Guide to Driving - the essential skills’ and ‘The Official DVSA Guide to Riding - the essential skills’. Information specifically for drivers of large vehicles can be found in ‘The Official DVSA Guide to Driving Goods Vehicles’ and ‘The Official DVSA Guide to Driving Buses and Coaches’.</p> <p><b>The Blue Badge Scheme</b> Get information about the Blue Badge Scheme from your council.</p> <p><b>Code of Practice for Horse-Drawn Vehicles</b></p> <p>A Code of Practice is available from</p> <p>Department for Transport International Vehicle Standards Great Minster House 33 Horseferry Road London SW1P 4DR</p> <p>Tel 0300 330 3000</p>	<p><b>Best practice</b> Further information about good driving and riding practice can be found in the Driver and Vehicle Standards Agency books ‘The Official DVSA Guide to Driving - the essential skills’ and ‘The Official DVSA Guide to Riding - the essential skills’. Information specifically for drivers of large vehicles can be found in ‘The Official DVSA Guide to Driving Goods Vehicles’ and ‘The Official DVSA Guide to Driving Buses and Coaches’.</p> <p><b>The Blue Badge Scheme</b> Get information about the Blue Badge Scheme from your council.</p> <p><b>Towing</b> Readers can find information about the safety guidance applicable to towing at the following websites:</p> <ul style="list-style-type: none"> <li>• <a href="#">Tow a trailer with a car: safety checks</a></li> <li>• <a href="#">Towing a trailer with a car or van</a></li> <li>• <a href="#">Requirements for towing trailers in Great Britain</a></li> </ul> <p><b>Code of Practice for Horse-Drawn Vehicles</b></p> <p>A Code of Practice is available from</p> <p>Department for Transport</p>

	International Vehicle Standards Great Minster House 33 Horseferry Road London SW1P 4DR  Tel 0300 330 3000
--	---

**Question**

Do you agree or disagree with the proposed additions to the Other Information – Further Reading – part of the Code?

## Annex 4. The road user and the law

Annex 4 summarises the legislation applicable to road users. We are proposing changes to ensure that readers understand:

- ‘emergency areas’ (as used in the proposed amendments to The Highway Code) are defined in law as ‘emergency refuge areas’

Original Section Highlighted text indicates a deletion	Proposed Section Highlighted text indicates an addition
<p>The following list can be found abbreviated throughout the Code. It is not intended to be a comprehensive guide, but a guide to some of the important points of law. For the precise wording of the law, please refer to the various Acts and Regulations (as amended) indicated in the Code. Abbreviations are listed below.</p> <p>Most of the provisions apply on all roads throughout Great Britain, although there are some exceptions. The definition of a road in England and Wales is ‘any highway and any other road to which the public has access and includes bridges over which a road passes’ (RTA 1988 sect 192(1)). In Scotland, there is a similar definition which is extended to include any way over which the public have a right of passage (R(S)A 1984 sect 151(1)).</p> <p>It is important to note that references to ‘road’ therefore generally include footpaths, bridleways and cycle tracks, and many roadways and driveways on private land (including many car parks). In most cases, the law will apply to them and there may be additional rules for particular paths or ways. Some serious driving offences, including drink-driving offences, also apply to all public places, for example public car parks.</p>	<p>The following list can be found abbreviated throughout the Code. It is not intended to be a comprehensive guide, but a guide to some of the important points of law. For the precise wording of the law, please refer to the various Acts and Regulations (as amended) indicated in the Code. Abbreviations are listed below.</p> <p>Most of the provisions apply on all roads throughout Great Britain, although there are some exceptions. The definition of a road in England and Wales is ‘any highway and any other road to which the public has access and includes bridges over which a road passes’ (RTA 1988 sect 192(1)). In Scotland, there is a similar definition which is extended to include any way over which the public have a right of passage (R(S)A 1984 sect 151(1)).</p> <p>It is important to note that references to ‘road’ therefore generally include footpaths, bridleways and cycle tracks, and many roadways and driveways on private land (including many car parks). In most cases, the law will apply to them and there may be additional rules for particular paths or ways. Some serious driving offences, including drink-driving offences, also apply to all public places, for example public car parks.</p>



Acts and regulations are available as enacted or as amended at [www.legislation.gov.uk](http://www.legislation.gov.uk) and are available in their original print format from The Stationery Office.

The reference to 'emergency area' in the Code is an 'emergency refuge area' as defined in the Motorways Traffic (England and Wales) Regulations 1982.

Acts and regulations are available as enacted or as amended at [www.legislation.gov.uk](http://www.legislation.gov.uk) and are available in their original print format from The Stationery Office.

**Question**

Do you agree or disagree with the proposed changes to Annex 4?

## Any further comments?

**Question**

Do you have any further comments about the changes proposed to The Highway Code?

## What will happen next

A summary of responses, including the next steps, will be published within three months of the consultation.

If you have questions about this consultation, please contact:

The Highway Code Consultation Co-ordinator  
Highways England  
National Traffic Operations Centre  
3 Ridgeway  
Quinton Business Park  
Birmingham  
B32 1AF

Email: [highwaycode@highwaysengland.co.uk](mailto:highwaycode@highwaysengland.co.uk)

# Annex A: Full list of consultation questions

## **A. Significant proposed updates to rules**

### **Rules for drivers and motorcyclists**

Do you agree or disagree with the proposed changes to rule 97?

Do you agree or disagree with the proposed changes to rule 98?

### **General rules, techniques and advice for all drivers and riders**

Do you agree or disagree with the proposed changes to rule 124?

Do you agree or disagree with the proposed changes to rule 126?

### **Motorways**

Do you agree or disagree with the proposed changes to rule 256?

Do you agree or disagree with the proposed changes to rule 257?

Do you agree or disagree with the proposed changes to rule 258?

Do you agree or disagree with the proposed changes to rule 261?

Do you agree or disagree with the proposed changes to rule 264?

Do you agree or disagree with the proposed changes to rule 269?

Do you agree or disagree with the introduction of the new rule about emergency areas?

### **Breakdowns and incidents**

Do you agree or disagree with the introduction of the new rule about places of relative safety?

Do you agree or disagree with the proposed changes to rule 275 and 277?

Do you agree or disagree with the proposed changes to rule 276?

Do you agree or disagree with the proposed changes to rule 278?

Do you agree or disagree with the proposed changes to rule 283?

### **Road works**

Do you agree or disagree with the proposed changes to rule 288?

Do you agree or disagree with the proposed changes to rule 289?

Do you agree or disagree with the proposed changes to rule 290?

## **B. Minor proposed updates to rules**

### **Rules for drivers and motorcyclists**

Do you agree or disagree with the proposed changes to rule 91?

### **General rules, techniques and advice for all drivers and riders**

Do you agree or disagree with the proposed changes to rule 138?

### **Driving in adverse weather conditions**

Do you agree or disagree with the proposed changes to rule 234?

### **Waiting and parking**

Do you agree or disagree with the proposed changes to rule 240?

### **Motorways**

Do you agree or disagree with the proposed changes to rule 253?

Do you agree or disagree with the proposed changes to rule 255?

Do you agree or disagree with the proposed changes to rule 262?

Do you agree or disagree with the proposed changes to rule 263?

Do you agree or disagree with the proposed changes to rule 266?

Do you agree or disagree with the proposed changes to rule 270?

### **Breakdowns and incidents**

Do you agree or disagree with the proposed changes to rules 279 and 280?

Do you agree or disagree with the proposed changes to rule 281?

Do you agree or disagree with the proposed changes to rule 282?

Do you agree or disagree with the proposed changes to rule 286?

## **C. Additional information**

### **Light signals controlling traffic – Motorway signals**

Do you agree or disagree with the proposed changes to the Light signals controlling traffic – Motorway signals - part of the Code?

### **Signals to other road users – Hazard lights**

Do you agree or disagree with the addition of hazard light signals to the Signals to other road users – Hazard lights – part of the Code?

### **Traffic Signs – Information signs**

Do you agree or disagree with the proposed changes to the Traffic Signs – Information signs – part of the Code?

### **Other Information – Useful Websites**

Do you agree or disagree with the proposed additions to the Other Information – Useful Websites – part of the Code?

### **Other Information – Further Reading**

Do you agree or disagree with the proposed additions to the Other Information – Further Reading – part of the Code?

### **Annex 4. The road user and the law**

Do you agree or disagree with the proposed changes to Annex 4?

### **Any further comments**

Do you have any further comments about the changes proposed to The Highway Code?

## Annex B: Consultation principles

The consultation is being conducted in line with the Government's key consultation principles. Further information is available at:

<https://www.gov.uk/government/publications/consultation-principles-guidance>

If you have any comments about the consultation process, please contact:

Highway Code Consultation Co-ordinator

Highways England

National Traffic Operations Centre

3 Ridgeway

Quinton Business Park

Birmingham

B32 1AF

Email: [highwaycode@highwaysengland.co.uk](mailto:highwaycode@highwaysengland.co.uk)

© Crown copyright 2021.

You may re-use this information (not including logos) free of charge in any format or medium, under the terms of the Open Government Licence. To view this licence:

visit [www.nationalarchives.gov.uk/doc/open-government-licence/](http://www.nationalarchives.gov.uk/doc/open-government-licence/)

write to the Information Policy Team, The National Archives, Kew, London TW9 4DU,

or email [psi@nationalarchives.gov.uk](mailto:psi@nationalarchives.gov.uk).

This document is also available on our website at [www.highwaysengland.co.uk](http://www.highwaysengland.co.uk)

For an accessible version of this publication please call 0300 123 5000 and we will help you.

If you have any enquiries about this publication email [info@highwaysengland.co.uk](mailto:info@highwaysengland.co.uk)

or call 0300 123 5000\*. Please quote the Highways England publications code PR06/21.

\*Calls to 03 numbers cost no more than a national rate call to an 01 or 02 number and must count towards any inclusive minutes in the same way as 01 and 02 calls.

These rules apply to calls from any type of line including mobile, BT, other fixed line or payphone. Calls may be recorded or monitored.

Printed on paper from well-managed forests and other controlled sources when issued directly by Highways England.

Registered office Bridge House, 1 Walnut Tree Close, Guildford GU1 4LZ

Highways England Company Limited registered in England and Wales number 09346363