

### NOTES

- ALL DIMENSIONS ARE IN METRES ABOVE DATUM UNLESS NOTED OTHERWISE.
- THE DESIGN SHOWN ON THESE ENGINEERING SECTION DRAWINGS IS ILLUSTRATIVE AND WILL BE SUBJECT TO DETAILED DESIGN DEVELOPMENT.

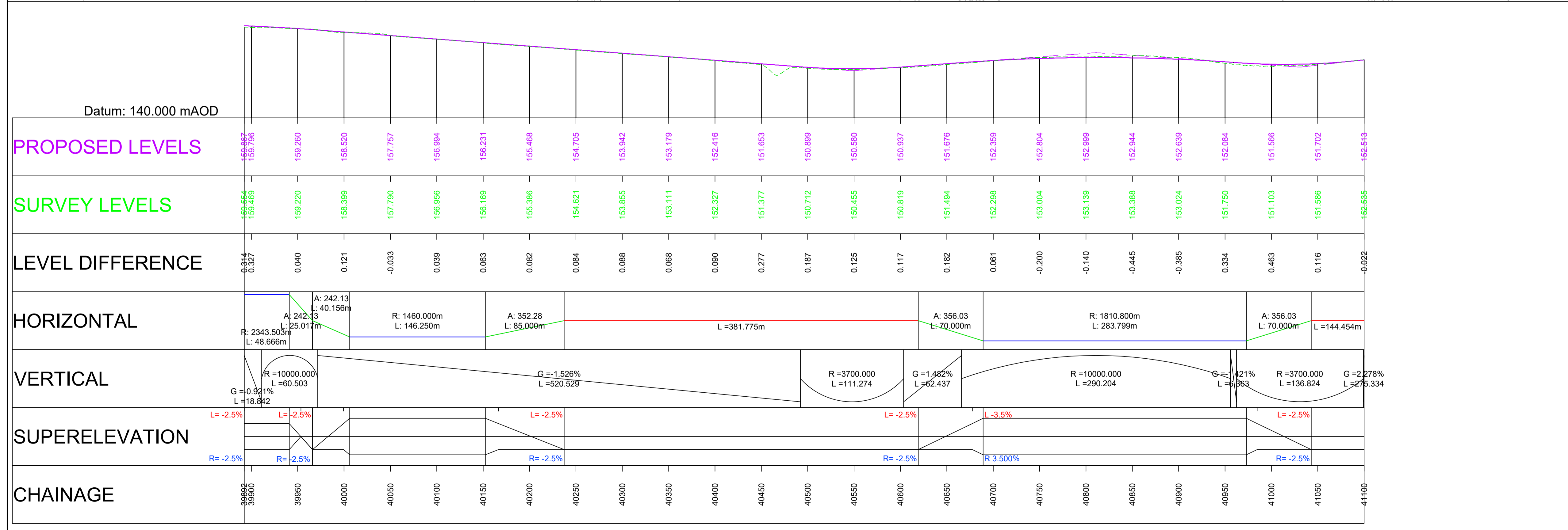
### KEY

**Plan**

- THE SCHEME (SHOWN FOR ILLUSTRATIVE PURPOSES ONLY)
- CURVE ALIGNMENT
- STRAIGHT ALIGNMENT
- TRANSITION ALIGNMENT
- ROAD NAMES
- CHAINAGE (MEASURED DISTANCE ALONG THE SCHEME LENGTH)

**Profile**

- PROPOSED VERTICAL DESIGN LEVEL
- EXISTING GROUND LEVEL



Revision	Created	Checked	Reviewed	Approved	Authorised
dd/mm/yy	dd/mm/yy	dd/mm/yy	dd/mm/yy	dd/mm/yy	dd/mm/yy
---	---	---	---	---	---
P01	AAHM	AAHM	PBUN	OGAR	---
	03/09/21	03/09/21	03/09/21	03/09/21	---
P02	AAHM	AAHM	PBUN	OGAR	CBRO
	10/09/21	10/09/21	10/09/21	10/09/21	10/09/21

Designer  
Amey OW Limited  
Chancery Exchange  
10 Furnival Street  
London, EC4A 1AB

Client  
3 Piccadilly Place  
Manchester  
M1 3BN

Project Name  
**A66 Northern Trans-Pennine**

Drawing Title  
**Appley to Brough  
Option 2 - (Black-Blue-Black)  
Plan and Profile Mainline  
Sheet 1 of 7**

Project Ref. No.	Stage	Scale	@ A1
---	PCF3	1:2500	
		Dimensions	M

Drawing Number	Project	Originator	Volume
HE565627 - AMY - HML -	S06	-DR-CH-	398001
Location		Type	Number

Suitability	Suitability Description	Revision
S1	Fit for Co-ordination	P02

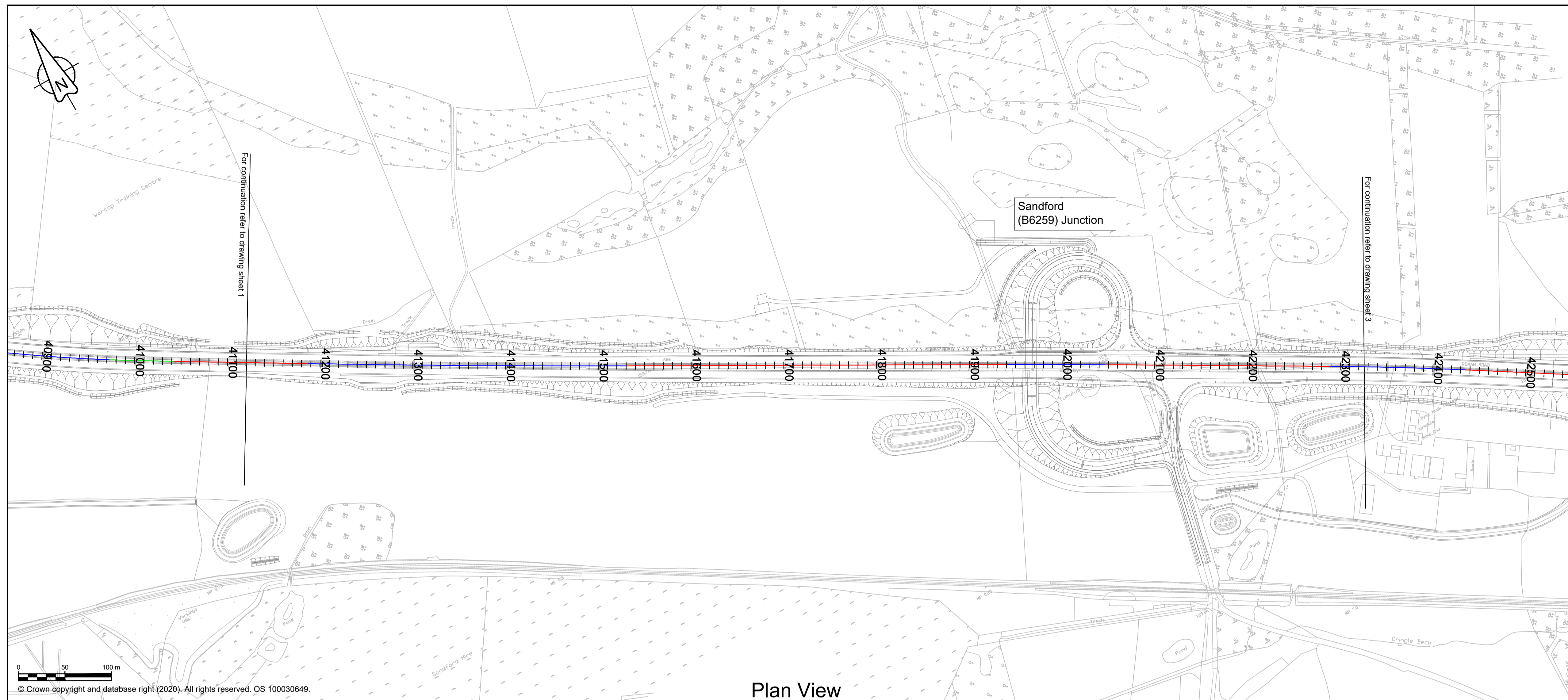
Scale H 1:2500; V 1:250

**Profile View**









Plan View

### NOTES

- ALL DIMENSIONS ARE IN METRES ABOVE DATUM UNLESS NOTED OTHERWISE.
- THE DESIGN SHOWN ON THESE ENGINEERING SECTION DRAWINGS IS ILLUSTRATIVE AND WILL BE SUBJECT TO DETAILED DESIGN DEVELOPMENT.

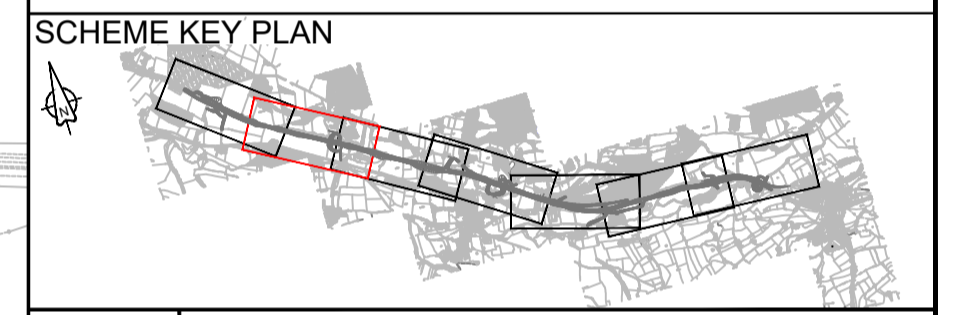
### KEY

**Plan**

- THE SCHEME (SHOWN FOR ILLUSTRATIVE PURPOSES ONLY)
- CURVE ALIGNMENT
- STRAIGHT ALIGNMENT
- TRANSITION ALIGNMENT
- ROAD NAMES
- CHAINAGE (MEASURED DISTANCE ALONG THE SCHEME LENGTH)

**Profile**

- PROPOSED VERTICAL DESIGN LEVEL
- EXISTING GROUND LEVEL



---	---	---	---	---	---
P01	AAHM 03/09/21	AAHM 03/09/21	PBUN 03/09/21	OGAR 03/09/21	---
P02	AAHM 10/09/21	AAHM 10/09/21	PBUN 10/09/21	OGAR 10/09/21	CBRO 10/09/21

Revision details					
Revision	Created	Checked	Reviewed	Approved	Authorised
dd/mm/yy	dd/mm/yy	dd/mm/yy	dd/mm/yy	dd/mm/yy	dd/mm/yy
---	---	---	---	---	---

Designer  
Amey OW Limited  
Chancery Exchange  
10 Furnival Street  
London, EC4A 1AB

Client  
3 Piccadilly Place  
Manchester  
M1 3BN

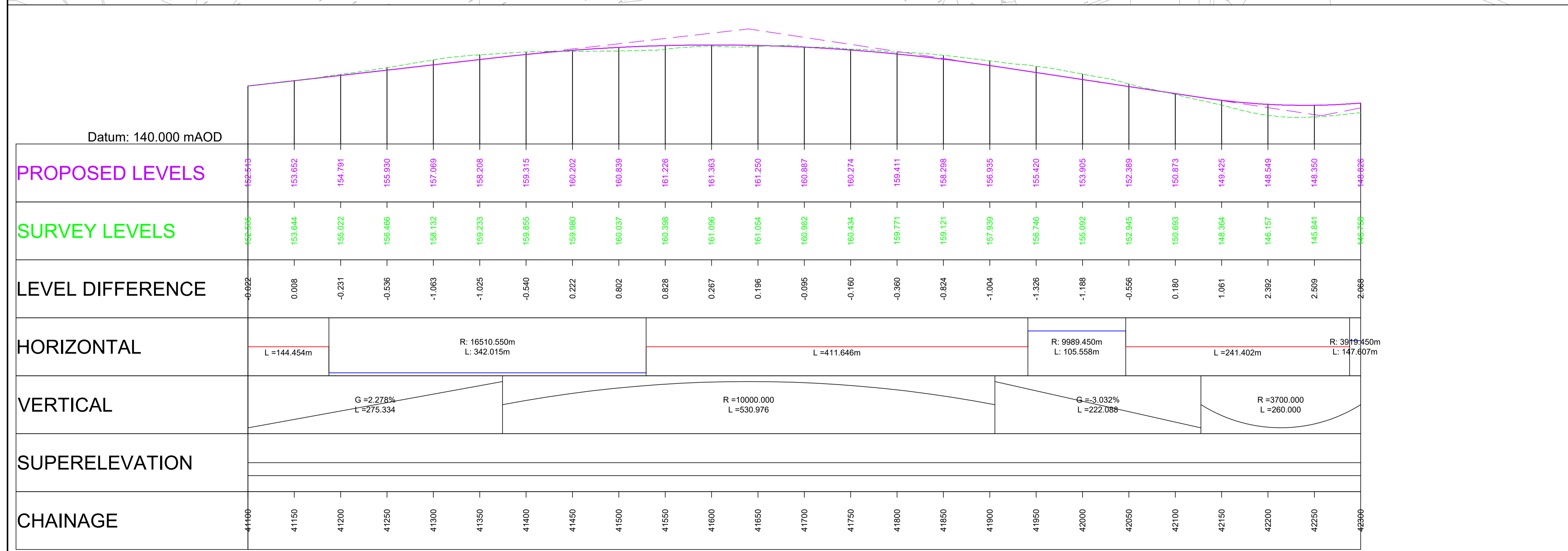
Project Name  
**A66 Northern Trans-Pennine**

Drawing Title  
**Appley to Brough  
Option 2 - (Black-Blue-Black)  
Plan and Profile Mainline  
Sheet 2 of 7**

Project Ref. No.	Stage	Scale	@ A1
---	PCF3	1:2500	
		Dimensions	M

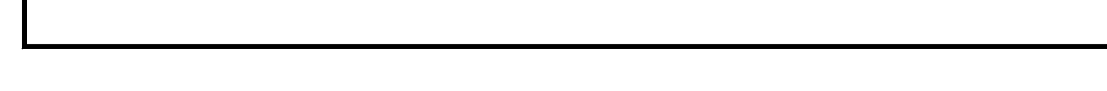
Drawing Number	Project	Originator	Volume
HE565627 - AMY - HML -			
S06	-DR-CH- 411002		
Location	Type	Role	Number

Suitability	Suitability Description	Revision
S1	Fit for Co-ordination	P02



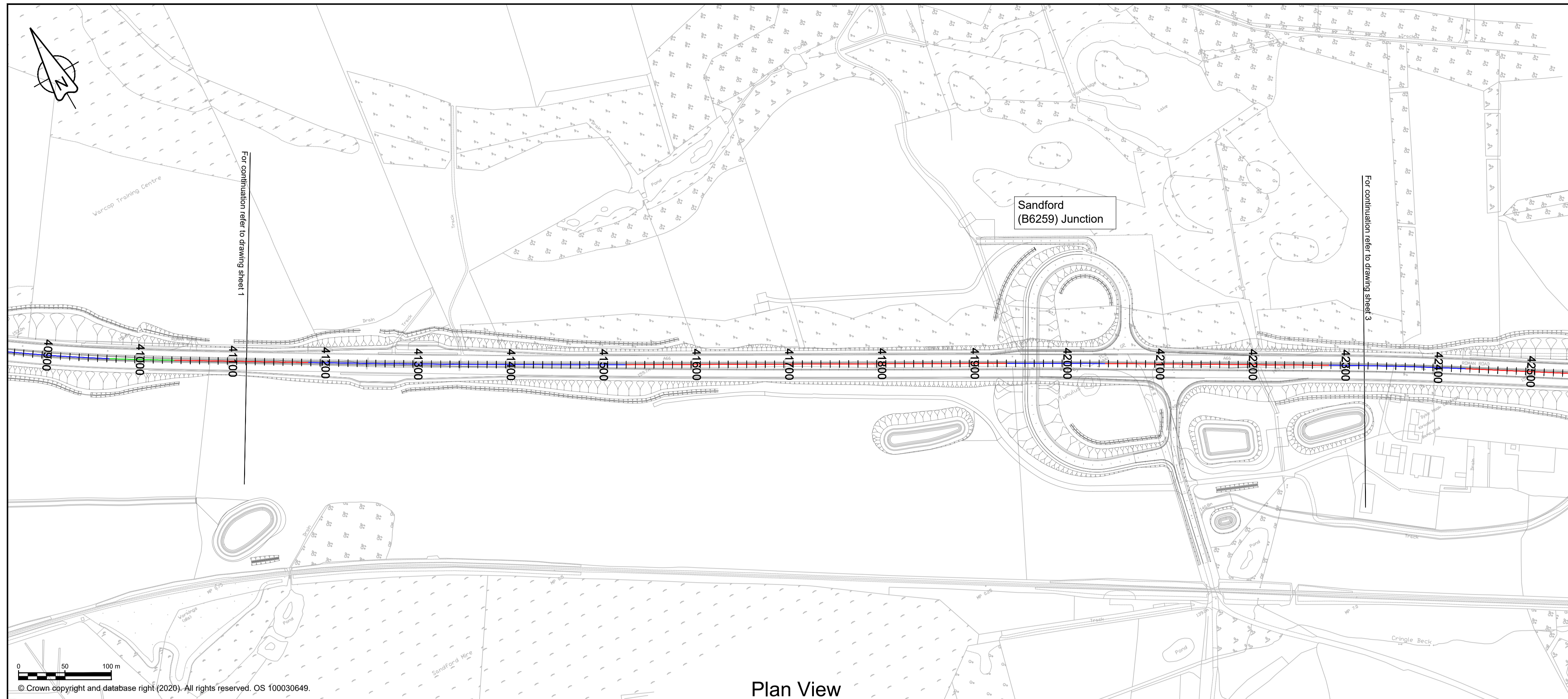
Profile View

Scale H 1:2500; V 1:250



© Crown copyright and database right (2020). All rights reserved. OS 100030649.





Plan View

### NOTES

- ALL DIMENSIONS ARE IN METRES ABOVE DATUM UNLESS NOTED OTHERWISE.
- THE DESIGN SHOWN ON THESE ENGINEERING SECTION DRAWINGS IS ILLUSTRATIVE AND WILL BE SUBJECT TO DETAILED DESIGN DEVELOPMENT.

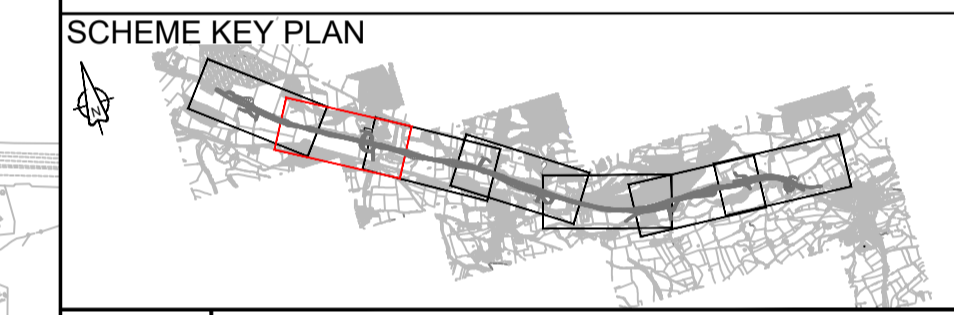
### KEY

**Plan**

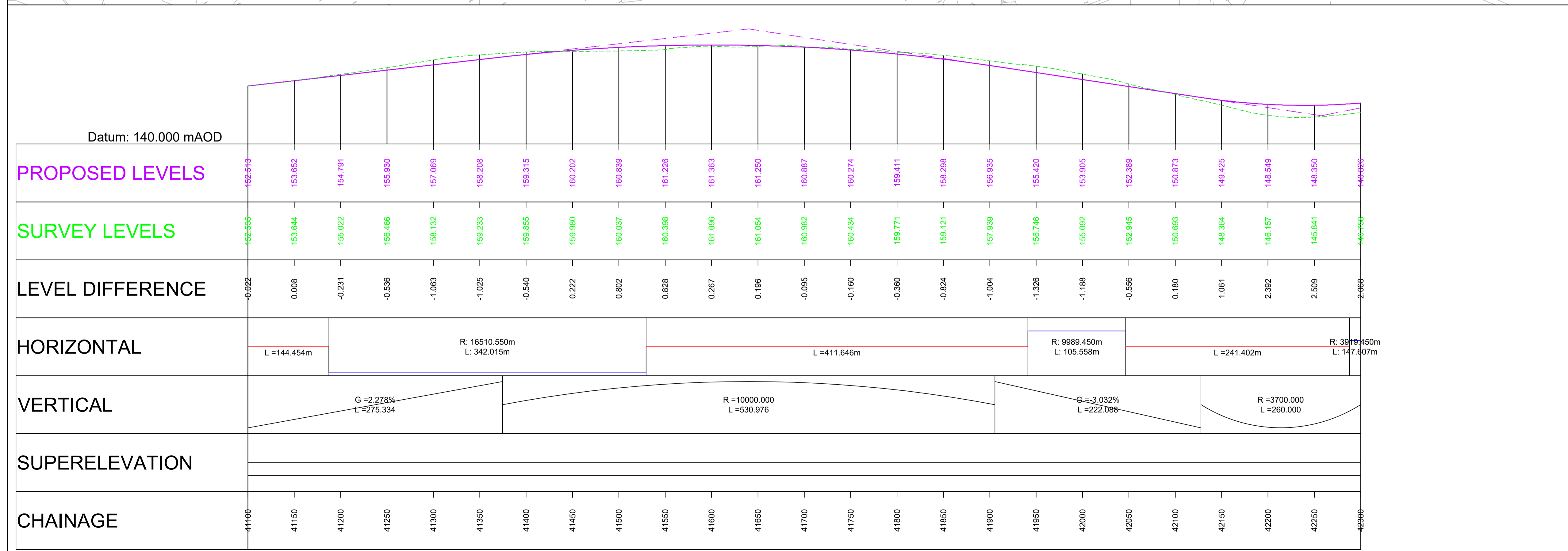
- THE SCHEME (SHOWN FOR ILLUSTRATIVE PURPOSES ONLY)
- CURVE ALIGNMENT
- STRAIGHT ALIGNMENT
- TRANSITION ALIGNMENT
- ROAD NAMES
- CHAINAGE (MEASURED DISTANCE ALONG THE SCHEME LENGTH)

**Profile**

- PROPOSED VERTICAL DESIGN LEVEL
- EXISTING GROUND LEVEL



---	---	---	---	---	---
---	---	---	---	---	---
P01	AAHM 16/09/21	AAHM 16/09/21	PBUN 16/09/21	OGAR 16/09/21	CBRO 17/09/21
Revision	Revision details				
	Created dd/mm/yy	Checked dd/mm/yy	Reviewed dd/mm/yy	Approved dd/mm/yy	Authorised dd/mm/yy



Profile View

Designer  
Amey OW Limited  
Chancery Exchange  
10 Funnival Street  
London, EC4A 1AB

Client  
3 Piccadilly Place  
Manchester  
M1 3BN

Project Name  
**A66 Northern Trans-Pennine**

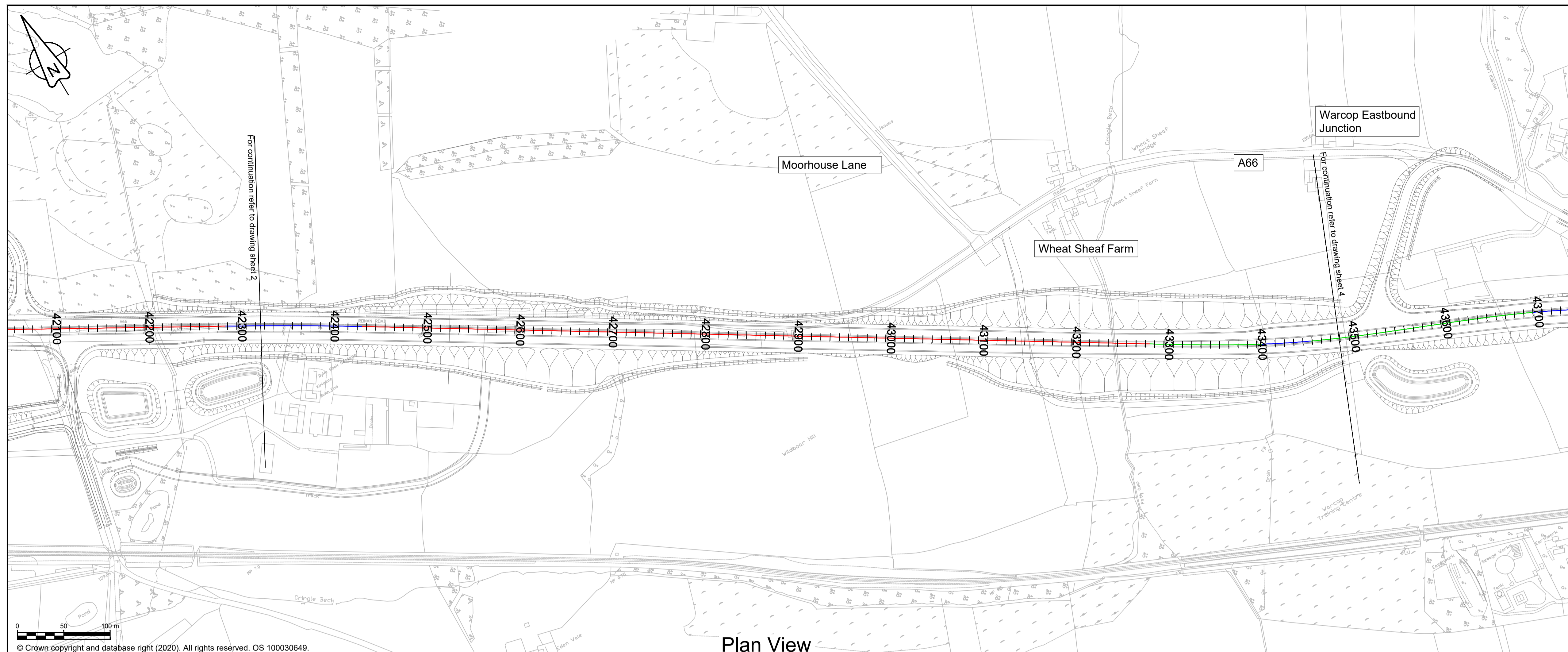
Drawing Title  
**Appley to Brough  
Option 1 - (Black-Black-Black)  
Plan and Profile Mainline  
Sheet 2 of 7**

Project Ref. No.	Stage	Scale	@ A1
---	PCF3	1:2500	
		Dimensions	M
Drawing Number	Project	Originator	Volume
HE565627 - AMY - HML -	S06	-DR-CH-	411102
Location	Type	Role	Number

Suitability	Suitability Description	Revision
S1	Fit for Co-ordination	P01

Scale H 1:2500; V 1:250





**NOTES**

- ALL DIMENSIONS ARE IN METRES ABOVE DATUM UNLESS NOTED OTHERWISE.
- THE DESIGN SHOWN ON THESE ENGINEERING SECTION DRAWINGS IS ILLUSTRATIVE AND WILL BE SUBJECT TO DETAILED DESIGN DEVELOPMENT.

**KEY**

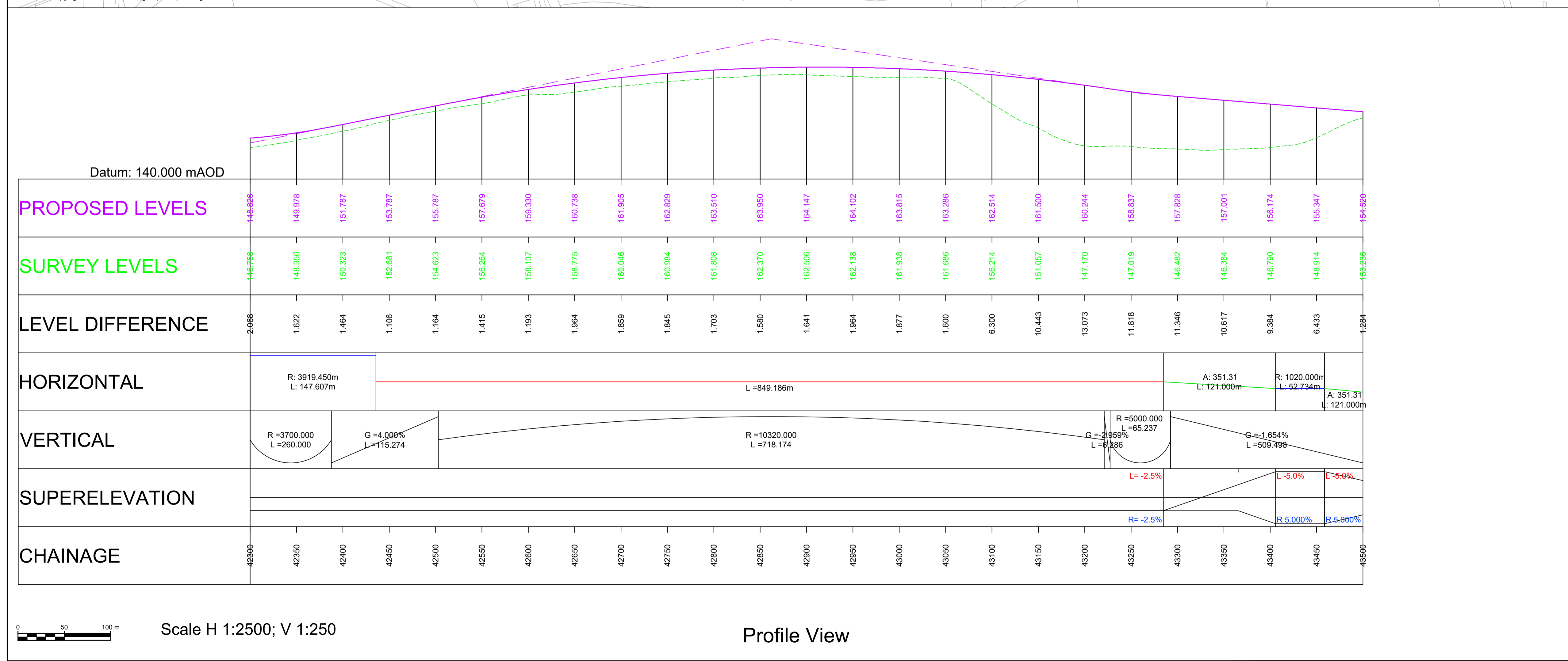
**Plan**

- THE SCHEME (SHOWN FOR ILLUSTRATIVE PURPOSES ONLY)
- CURVE ALIGNMENT
- STRAIGHT ALIGNMENT
- TRANSITION ALIGNMENT
- ROAD NAMES
- CHAINAGE (MEASURED DISTANCE ALONG THE SCHEME LENGTH)

**Profile**

- PROPOSED VERTICAL DESIGN LEVEL
- EXISTING GROUND LEVEL

**SCHEME KEY PLAN**



---	---	---	---	---	---
P01	AAHM 03/09/21	AAHM 03/09/21	PBUN 03/09/21	OGAR 03/09/21	---
P02	AAHM 10/09/21	AAHM 10/09/21	PBUN 10/09/21	OGAR 10/09/21	CBRO 10/09/21

Revision	Created	Checked	Reviewed	Approved	Authorised
	dd/mm/yy	dd/mm/yy	dd/mm/yy	dd/mm/yy	dd/mm/yy

Designer  
Amey OW Limited  
Chancery Exchange  
10 Furnival Street  
London, EC4A 1AB

Client  
3 Piccadilly Place  
Manchester  
M1 3BN

Project Name  
**A66 Northern Trans-Pennine**

Drawing Title  
**Appley to Brough  
Option 2 - (Black-Blue-Black)  
Plan and Profile Mainline  
Sheet 3 of 7**

Project Ref. No.	Stage	Scale	@
---	PCF3	1:2500	A1

Dimensions: M

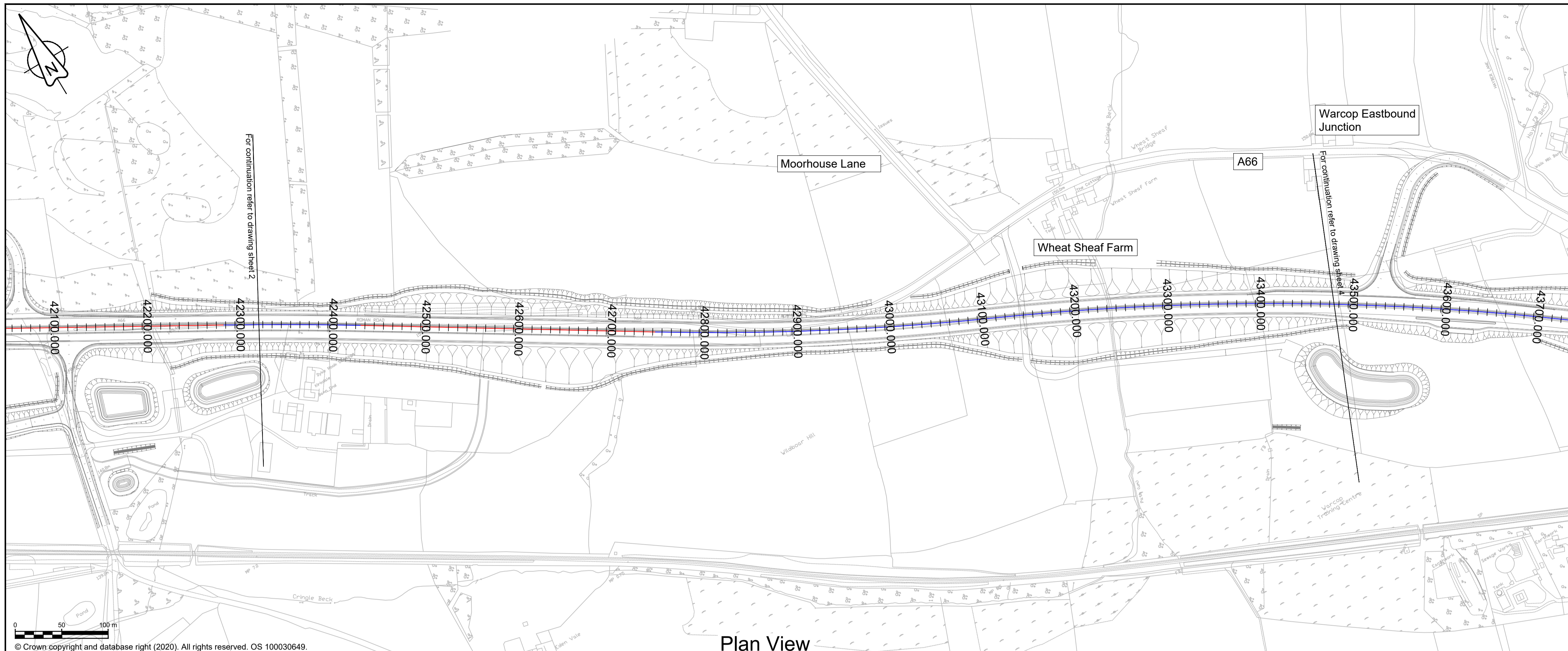
Drawing Number	Project	Originator	Volume
HE565627 - AMY - HML -			
S06	-DR-CH-	423003	
Location	Type	Role	Number

Suitability	Suitability Description	Revision
S1	Fit for Co-ordination	P02

Scale H 1:2500; V 1:250

Profile View





### NOTES

- ALL DIMENSIONS ARE IN METRES ABOVE DATUM UNLESS NOTED OTHERWISE.
- THE DESIGN SHOWN ON THESE ENGINEERING SECTION DRAWINGS IS ILLUSTRATIVE AND WILL BE SUBJECT TO DETAILED DESIGN DEVELOPMENT.

### KEY


**Plan**

- THE SCHEME (SHOWN FOR ILLUSTRATIVE PURPOSES ONLY)
- CURVE ALIGNMENT
- STRAIGHT ALIGNMENT
- TRANSITION ALIGNMENT
- ROAD NAMES
- CHAINAGE (MEASURED DISTANCE ALONG THE SCHEME LENGTH)

**Profile**

- PROPOSED VERTICAL DESIGN LEVEL
- EXISTING GROUND LEVEL

**SCHEME KEY PLAN**



---	---	---	---	---	---
---	---	---	---	---	---
P01	AAHM	AAHM	PBUN	OGAR	CBRO
	16/09/21	16/09/21	16/09/21	16/09/21	17/09/21
Revision	Revision details				
	Created	Checked	Reviewed	Approved	Authorised
	dd/mm/yy	dd/mm/yy	dd/mm/yy	dd/mm/yy	dd/mm/yy

Designer  
Amey OW Limited  
Chancery Exchange  
10 Furnival Street  
London, EC4A 1AB

Client  
3 Piccadilly Place  
Manchester  
M1 3BN

Project Name  
**A66 Northern Trans-Pennine**

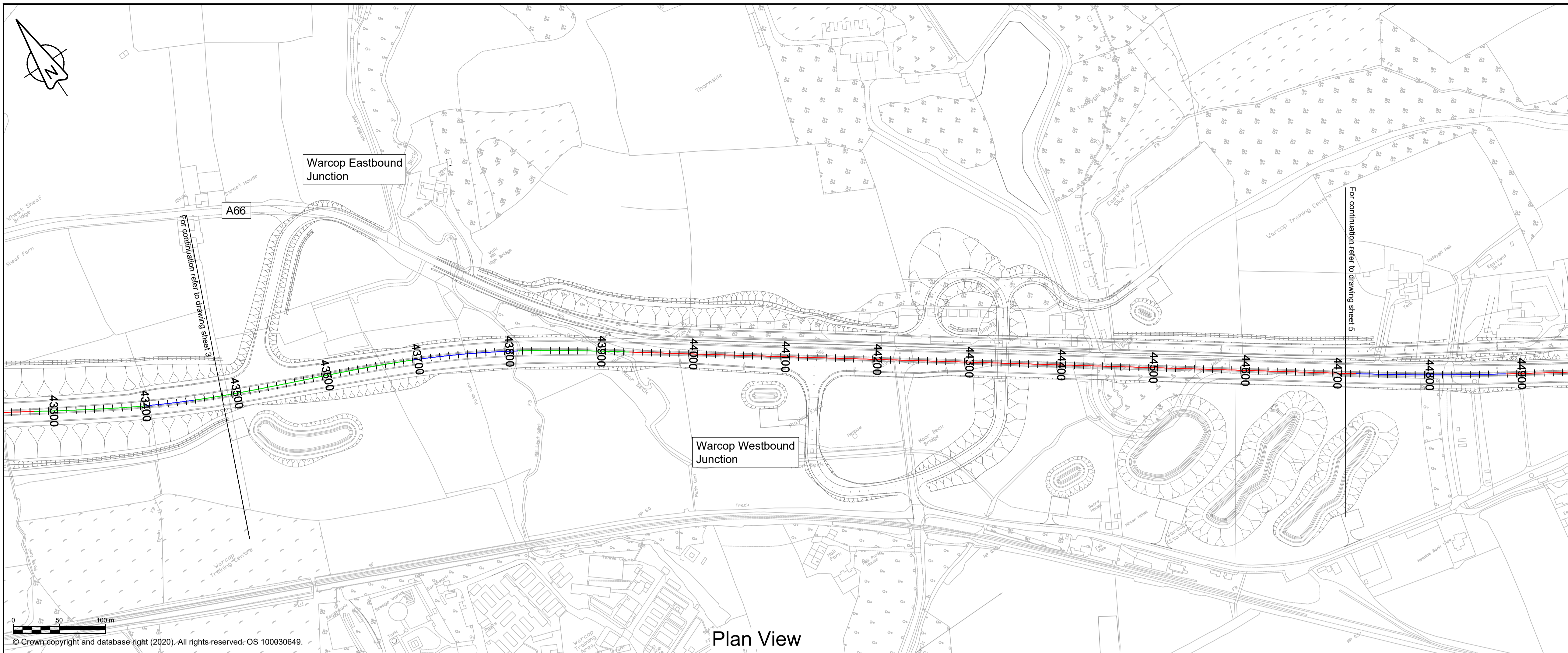
Drawing Title  
**Appley to Brough  
Option 1 - (Black-Black-Black)  
Plan and Profile Mainline  
Sheet 3 of 7**

Project Ref. No.	Stage	Scale	@ A1
---	PCF3	1:2500	
		Dimensions	M

Drawing Number	Project	Originator	Volume
HE565627	- AMY	- HML	-
S06	-DR-CH-	423103	
Location	Type	Role	Number

Suitability	Suitability Description	Revision
S1	Fit for Co-ordination	P01



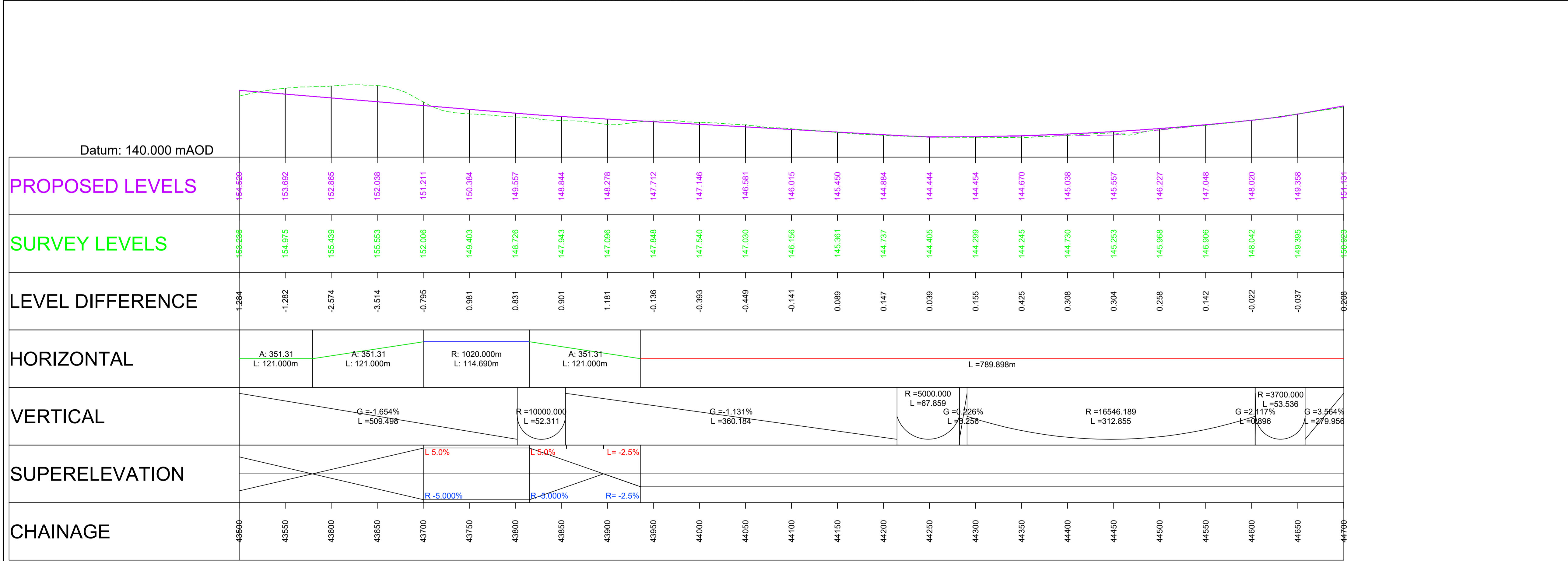


**NOTES**

- ALL DIMENSIONS ARE IN METRES ABOVE DATUM UNLESS NOTED OTHERWISE.
- THE DESIGN SHOWN ON THESE ENGINEERING SECTION DRAWINGS IS ILLUSTRATIVE AND WILL BE SUBJECT TO DETAILED DESIGN DEVELOPMENT.

**KEY**

- Plan**
- THE SCHEME (SHOWN FOR ILLUSTRATIVE PURPOSES ONLY)
  - CURVE ALIGNMENT
  - STRAIGHT ALIGNMENT
  - TRANSITION ALIGNMENT
  - ROAD NAMES
  - CHAINAGE (MEASURED DISTANCE ALONG THE SCHEME LENGTH)
- Profile**
- PROPOSED VERTICAL DESIGN LEVEL
  - EXISTING GROUND LEVEL



Revision	Created	Checked	Reviewed	Approved	Authorised
dd/mm/yy	dd/mm/yy	dd/mm/yy	dd/mm/yy	dd/mm/yy	dd/mm/yy
---	---	---	---	---	---
P01	AAHM 03/09/21	AAHM 03/09/21	PBUN 03/09/21	OGAR 03/09/21	---
P02	AAHM 10/09/21	AAHM 10/09/21	PBUN 10/09/21	OGAR 10/09/21	CBRO 10/09/21

Designer  
**Amey OW Limited**  
 Chancery Exchange  
 10 Furnival Street  
 London, EC4A 1AB

Client  
 3 Piccadilly Place  
 Manchester  
 M1 3BN

Project Name  
**A66 Northern Trans-Pennine**

Drawing Title  
**Appley to Brough  
 Option 2 - (Black-Blue-Black)  
 Plan and Profile Mainline  
 Sheet 4 of 7**

Project Ref. No.	Stage	Scale	@ A1
---	PCF3	1:2500	
		Dimensions	M

Drawing Number  
**HE565627 - AMY - HML -**  
**S06 -DR-CH- 435004**

Suitability	Suitability Description	Revision
S1	Fit for Co-ordination	P02

Scale H 1:2500; V 1:250

**Profile View**





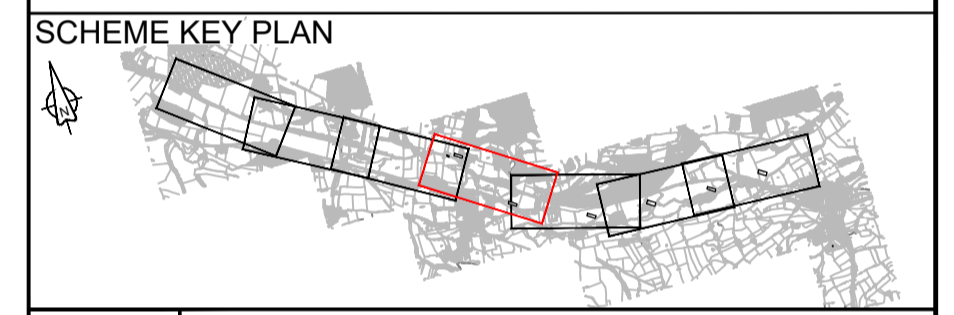
Plan View

**NOTES**

- ALL DIMENSIONS ARE IN METRES ABOVE DATUM UNLESS NOTED OTHERWISE.
- THE DESIGN SHOWN ON THESE ENGINEERING SECTION DRAWINGS IS ILLUSTRATIVE AND WILL BE SUBJECT TO DETAILED DESIGN DEVELOPMENT.

**KEY**

- Plan**
- THE SCHEME (SHOWN FOR ILLUSTRATIVE PURPOSES ONLY)
  - CURVE ALIGNMENT
  - STRAIGHT ALIGNMENT
  - TRANSITION ALIGNMENT
  - #### ROAD NAMES
  - 2000 | 2100 CHAINAGE (MEASURED DISTANCE ALONG THE SCHEME LENGTH)
- Profile**
- PROPOSED VERTICAL DESIGN LEVEL
  - - - - EXISTING GROUND LEVEL



---	---	---	---	---	---
---	---	---	---	---	---
P01	AAHM 16/09/21	AAHM 16/09/21	PBUN 16/09/21	OGAR 16/09/21	CBRO 17/09/21
Revision	Revision details				
	Created dd/mm/yy	Checked dd/mm/yy	Reviewed dd/mm/yy	Approved dd/mm/yy	Authorised dd/mm/yy

Designer  
 Amey OW Limited  
 Chancery Exchange  
 10 Furnival Street  
 London, EC4A 1AB

Client  
 3 Piccadilly Place  
 Manchester  
 M1 3BN

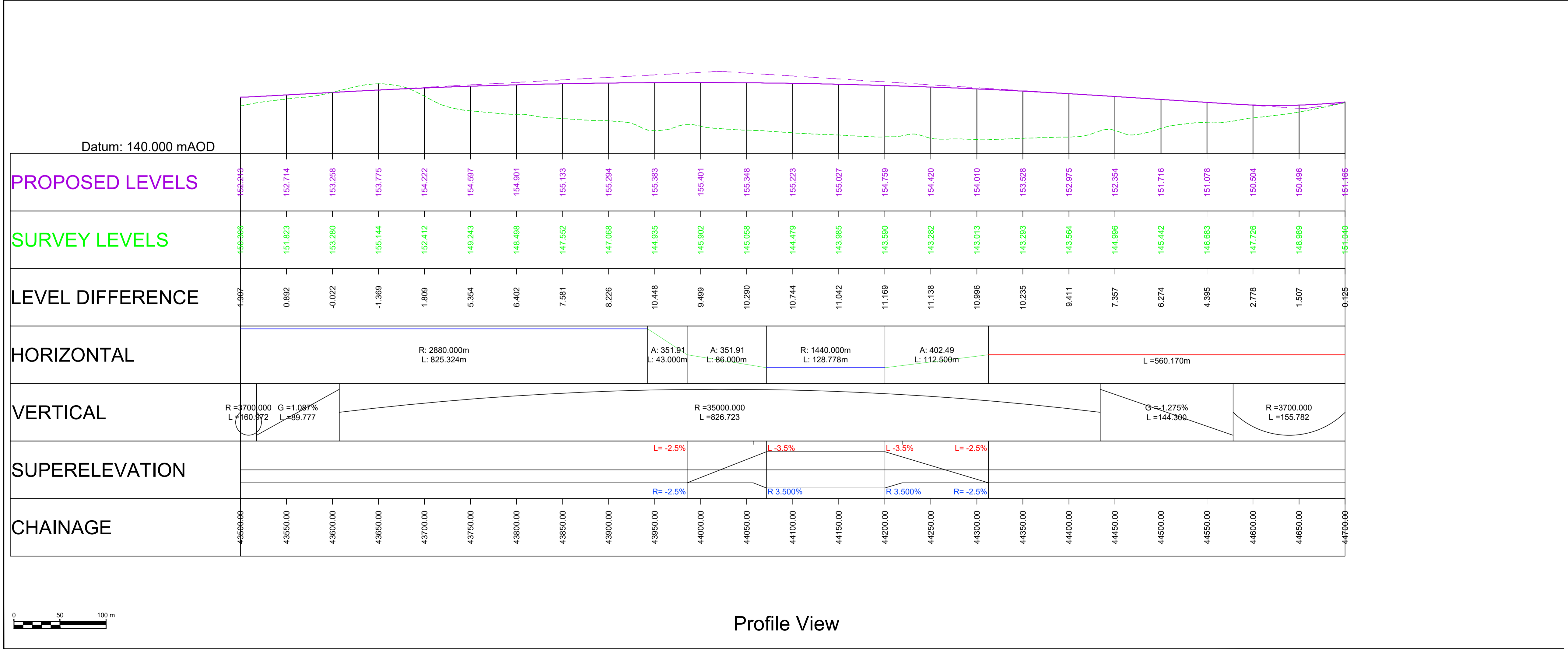
Project Name  
**A66 Northern Trans-Pennine**

Drawing Title  
**Appley to Brough  
 Option 1 - (Black-Black-Black)  
 Plan and Profile Mainline  
 Sheet 4 of 7**

Project Ref. No.	Stage	Scale : 1:2500	@ A1
---	PCF3	Dimensions : M	

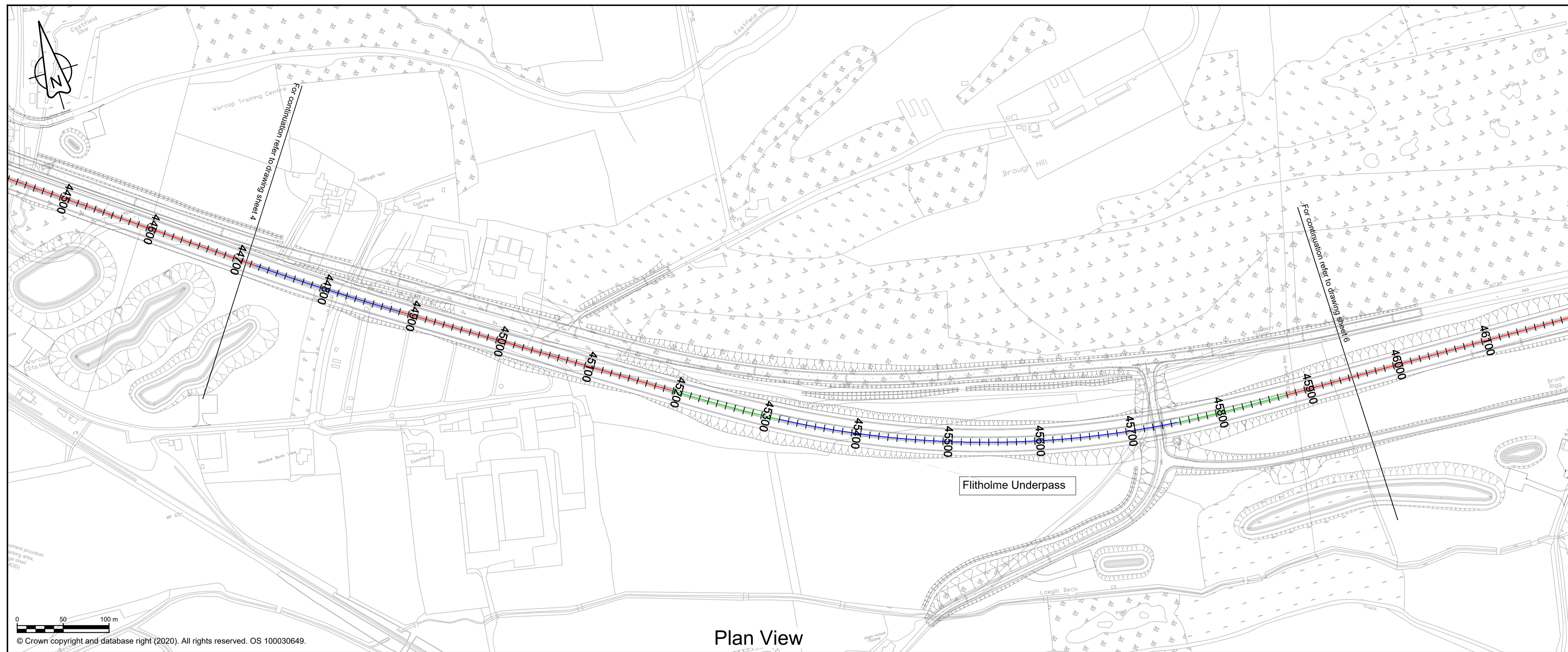
Drawing Number	Project	Originator	Volume
HE565627 - AMY - HML -	S06	-DR-CH-	435104
Location	Type	Role	Number

Suitability	Suitability Description	Revision
S1	Fit for Co-ordination	P01



Profile View



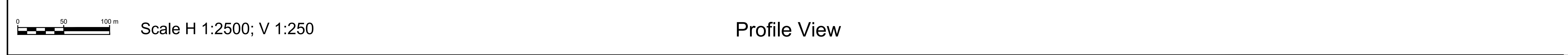
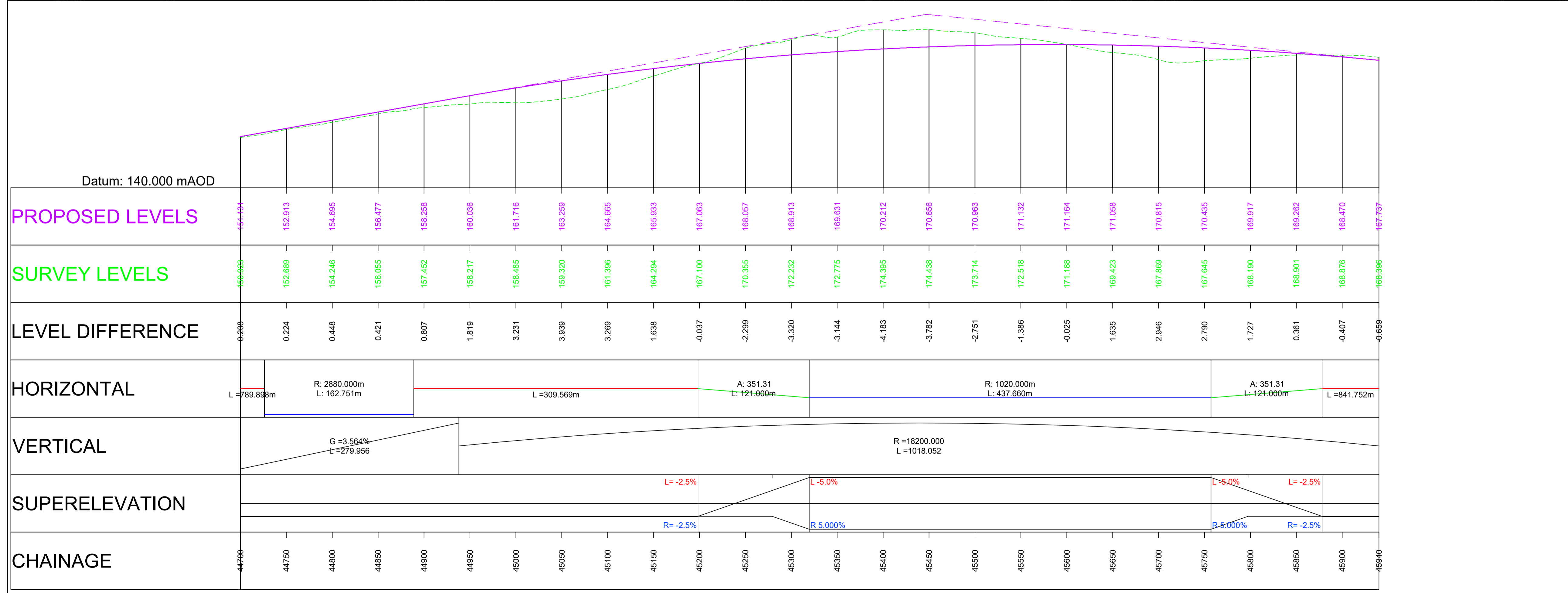


### NOTES

- ALL DIMENSIONS ARE IN METRES ABOVE DATUM UNLESS NOTED OTHERWISE.
- THE DESIGN SHOWN ON THESE ENGINEERING SECTION DRAWINGS IS ILLUSTRATIVE AND WILL BE SUBJECT TO DETAILED DESIGN DEVELOPMENT.

### KEY

- Plan**
- THE SCHEME (SHOWN FOR ILLUSTRATIVE PURPOSES ONLY)
  - CURVE ALIGNMENT
  - STRAIGHT ALIGNMENT
  - TRANSITION ALIGNMENT
  - ROAD NAMES
  - CHAINAGE (MEASURED DISTANCE ALONG THE SCHEME LENGTH)
- Profile**
- PROPOSED VERTICAL DESIGN LEVEL
  - EXISTING GROUND LEVEL



---	---	---	---	---	---
P01	AAHM 03/09/21	AAHM 03/09/21	PBUN 03/09/21	OGAR 03/09/21	---
P02	AAHM 10/09/21	AAHM 10/09/21	PBUN 10/09/21	OGAR 10/09/21	CBRO 10/09/21
Revision	Created dd/mm/yy	Checked dd/mm/yy	Reviewed dd/mm/yy	Approved dd/mm/yy	Authorised dd/mm/yy

Designer  
Amey OW Limited  
Chancery Exchange  
10 Furnival Street  
London, EC4A 1AB

Client  
3 Piccadilly Place  
Manchester  
M1 3BN

Project Name  
**A66 Northern Trans-Pennine**

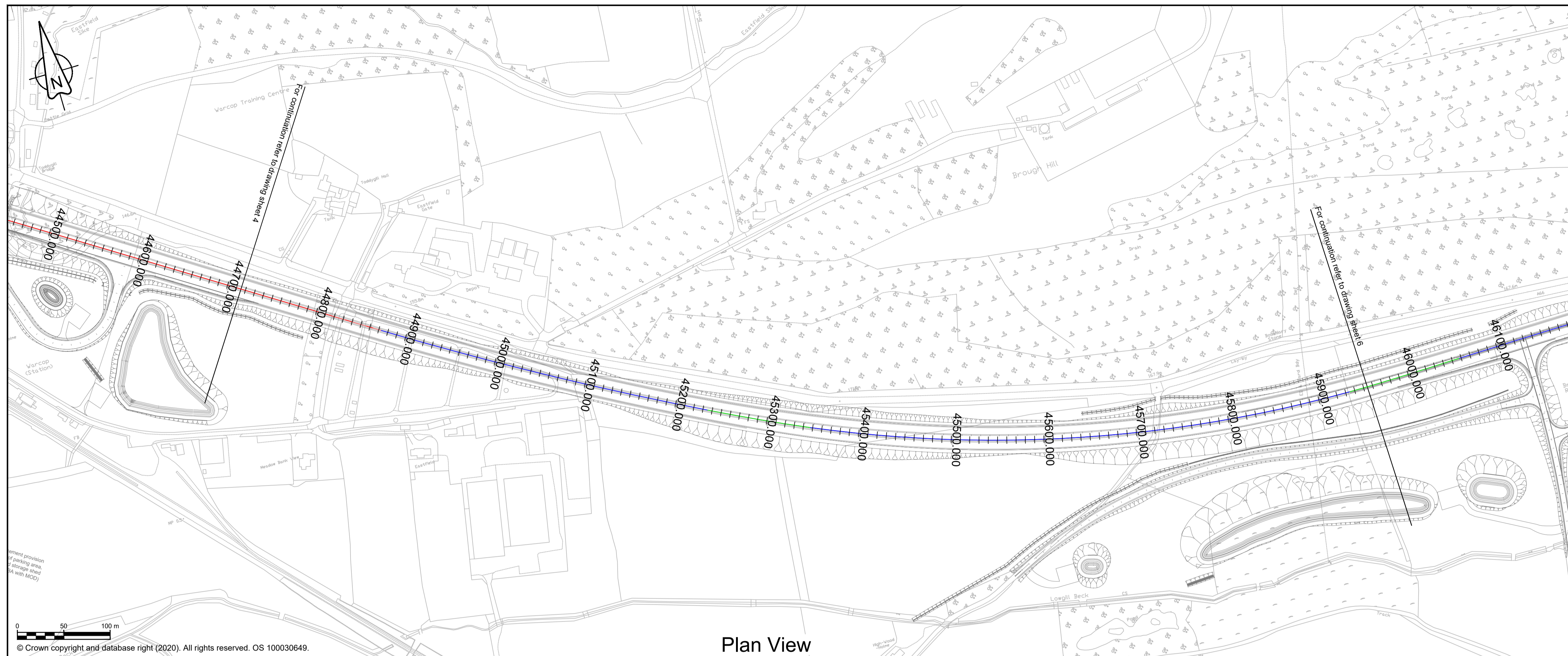
Drawing Title  
**Appley to Brough  
Option 2 - (Black-Blue-Black)  
Plan and Profile Mainline  
Sheet 5 of 7**

Project Ref. No.	Stage	Scale : 1:2500	@ A1
---	PCF3	Dimensions : M	

Drawing Number	Project	Originator	Volume
HE565627 - AMY - HML -			
S06	-DR-CH-	447005	
Location	Type	Role	Number

Suitability	Suitability Description	Revision
S1	Fit for Co-ordination	P02



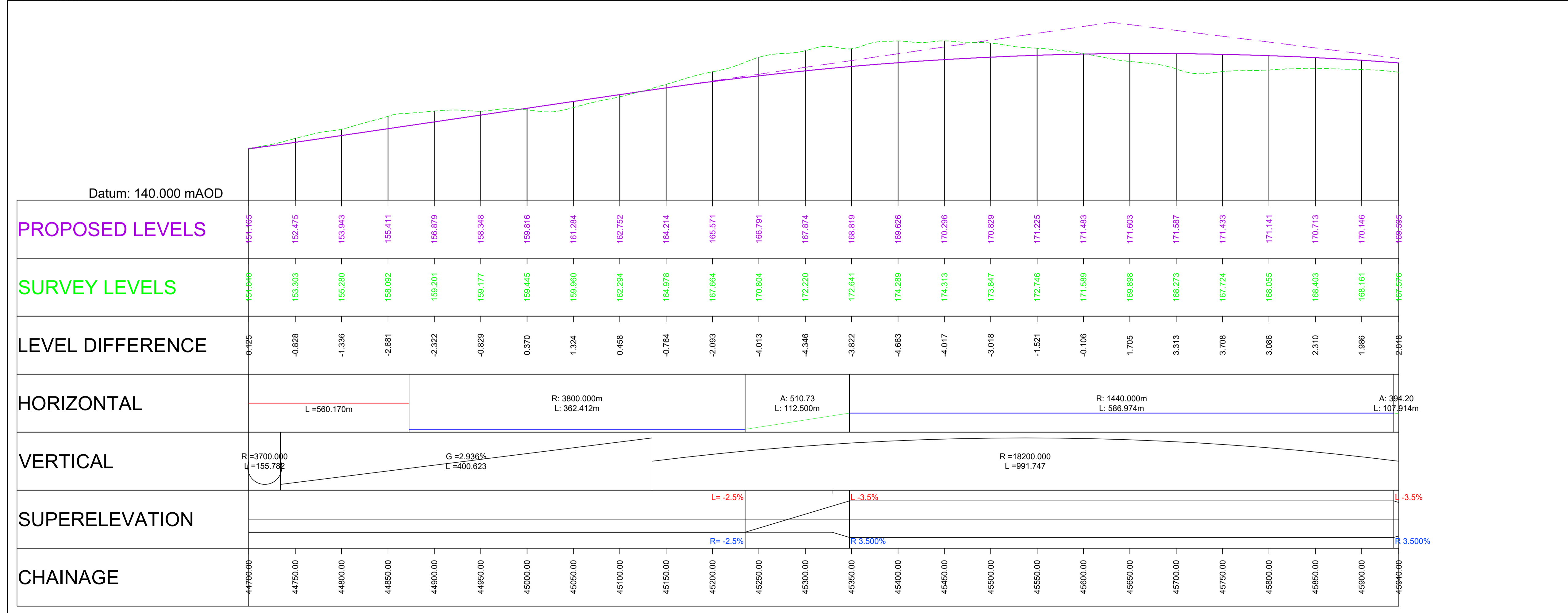
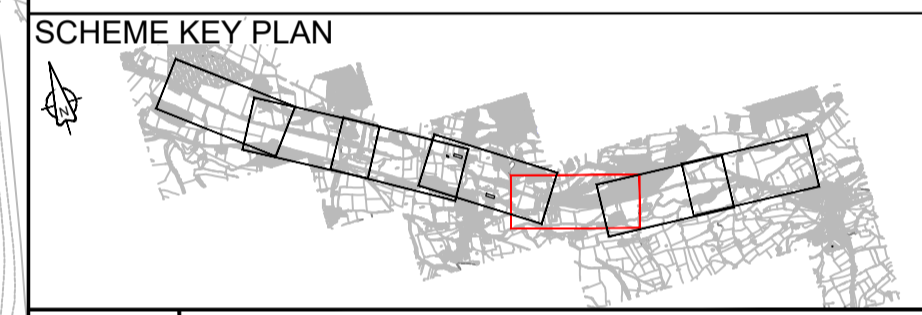


### NOTES

- ALL DIMENSIONS ARE IN METRES ABOVE DATUM UNLESS NOTED OTHERWISE.
- THE DESIGN SHOWN ON THESE ENGINEERING SECTION DRAWINGS IS ILLUSTRATIVE AND WILL BE SUBJECT TO DETAILED DESIGN DEVELOPMENT.

### KEY

- Plan**
- THE SCHEME (SHOWN FOR ILLUSTRATIVE PURPOSES ONLY)
  - CURVE ALIGNMENT
  - STRAIGHT ALIGNMENT
  - TRANSITION ALIGNMENT
  - ROAD NAMES
  - CHAINAGE (MEASURED DISTANCE ALONG THE SCHEME LENGTH)
- Profile**
- PROPOSED VERTICAL DESIGN LEVEL
  - EXISTING GROUND LEVEL



---	---	---	---	---	---
---	---	---	---	---	---
P01	AAHM	AAHM	PBUN	OGAR	CBRO
	16/09/21	16/09/21	16/09/21	16/09/21	17/09/21
Revision	Revision details				
	Created	Checked	Reviewed	Approved	Authorised
	dd/mm/yy	dd/mm/yy	dd/mm/yy	dd/mm/yy	dd/mm/yy

Designer  
 Amey OW Limited  
 Chancery Exchange  
 10 Furnival Street  
 London, EC4A 1AB

Client  
 3 Piccadilly Place  
 Manchester  
 M1 3BN

Project Name  
**A66 Northern Trans-Pennine**

Drawing Title  
**Appley to Brough  
 Option 1 - (Black-Black-Black)  
 Plan and Profile Mainline  
 Sheet 5 of 7**

Project Ref. No.	Stage	Scale	@ A1
---	PCF3	1:2500	
		Dimensions	M

Drawing Number  
 Project | Originator | Volume |  
**HE565627 - AMY - HML -**  
 S06 -DR-CH- 447105  
 Location | Type | Role | Number

Suitability	Suitability Description	Revision
S1	Fit for Co-ordination	P01





### NOTES

- ALL DIMENSIONS ARE IN METRES ABOVE DATUM UNLESS NOTED OTHERWISE.
- THE DESIGN SHOWN ON THESE ENGINEERING SECTION DRAWINGS IS ILLUSTRATIVE AND WILL BE SUBJECT TO DETAILED DESIGN DEVELOPMENT.

### KEY

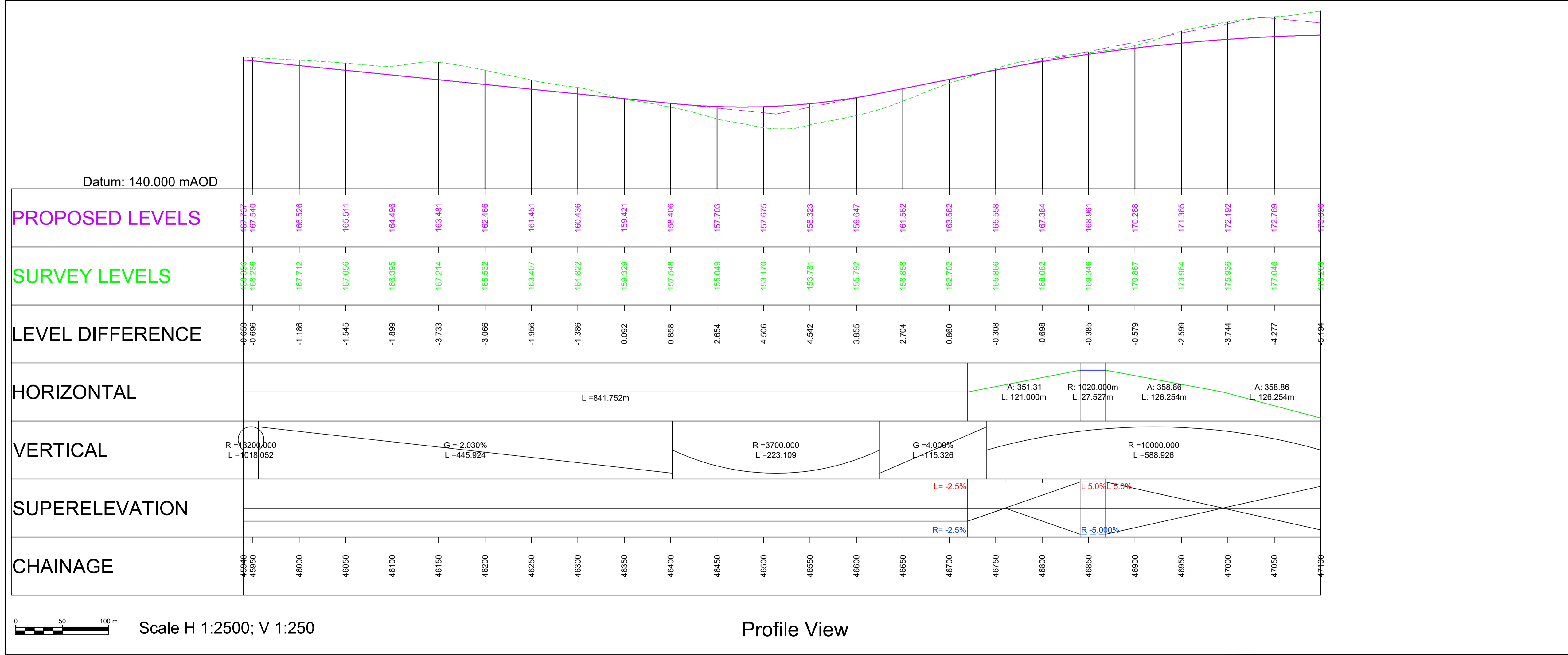
**Plan**

- THE SCHEME (SHOWN FOR ILLUSTRATIVE PURPOSES ONLY)
- CURVE ALIGNMENT
- STRAIGHT ALIGNMENT
- TRANSITION ALIGNMENT
- ROAD NAMES
- CHAINAGE (MEASURED DISTANCE ALONG THE SCHEME LENGTH)

**Profile**

- PROPOSED VERTICAL DESIGN LEVEL
- EXISTING GROUND LEVEL

#### SCHEME KEY PLAN



---	---	---	---	---	---
P01	AAHM	AAHM	PBUN	OGAR	---
	03/09/21	03/09/21	03/09/21	03/09/21	---
P02	AAHM	AAHM	PBUN	OGAR	CBRO
	10/09/21	10/09/21	10/09/21	10/09/21	10/09/21

Revision	Created	Checked	Reviewed	Approved	Authorised
	dd/mm/yy	dd/mm/yy	dd/mm/yy	dd/mm/yy	dd/mm/yy

Designer  
Amey OW Limited  
Chancery Exchange  
10 Furnival Street  
London, EC4A 1AB

Client  
3 Piccadilly Place  
Manchester  
M1 3BN

Project Name  
A66 Northern Trans-Pennine

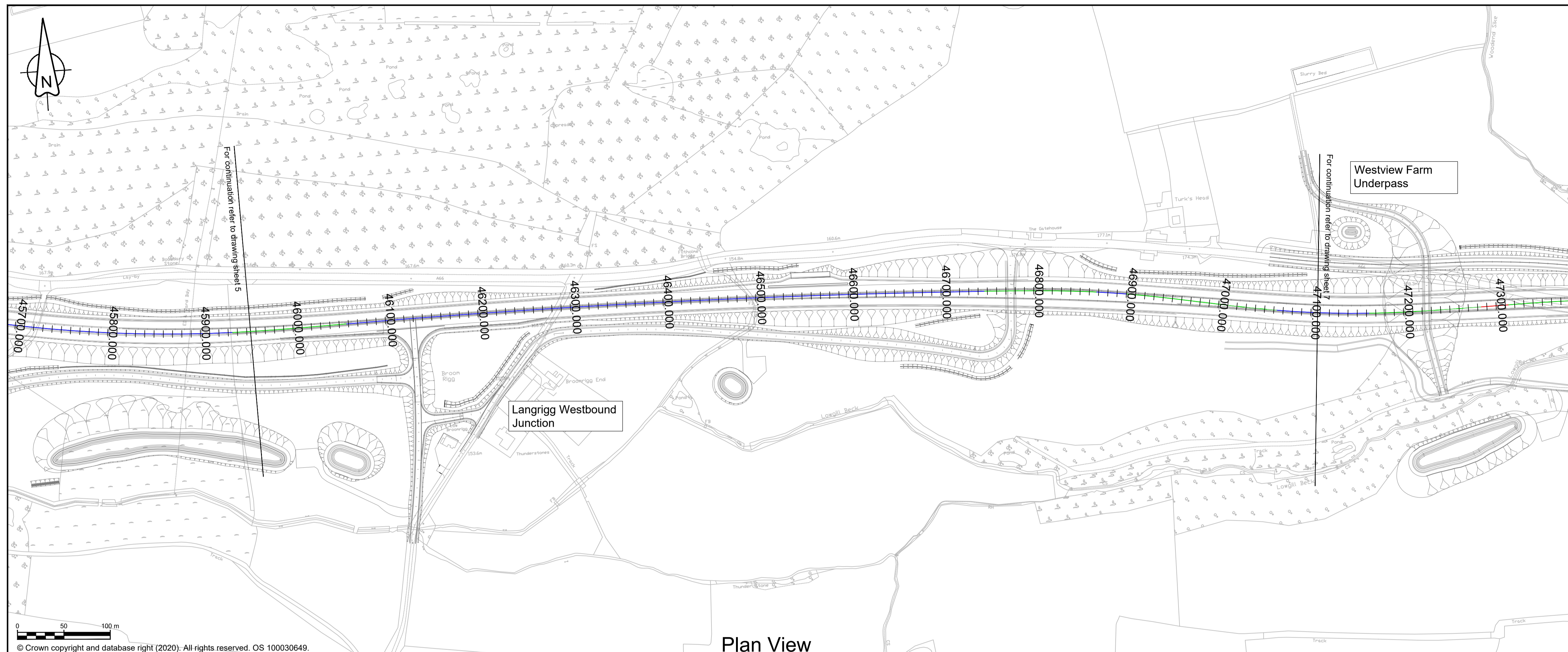
Drawing Title  
Appley to Brough  
Option 2 - (Black-Blue-Black)  
Plan and Profile Mainline  
Sheet 6 of 7

Project Ref. No.	Stage	Scale	@ A1
---	PCF3	1:2500	
		Dimensions	M

Drawing Number	Project	Originator	Volume
HE565627 - AMY - HML -			
S06	-DR-CH-	459006	
Location	Type	Role	Number

Suitability	Suitability Description	Revision
S1	Fit for Co-ordination	P02





Plan View

### NOTES

- ALL DIMENSIONS ARE IN METRES ABOVE DATUM UNLESS NOTED OTHERWISE.
- THE DESIGN SHOWN ON THESE ENGINEERING SECTION DRAWINGS IS ILLUSTRATIVE AND WILL BE SUBJECT TO DETAILED DESIGN DEVELOPMENT.

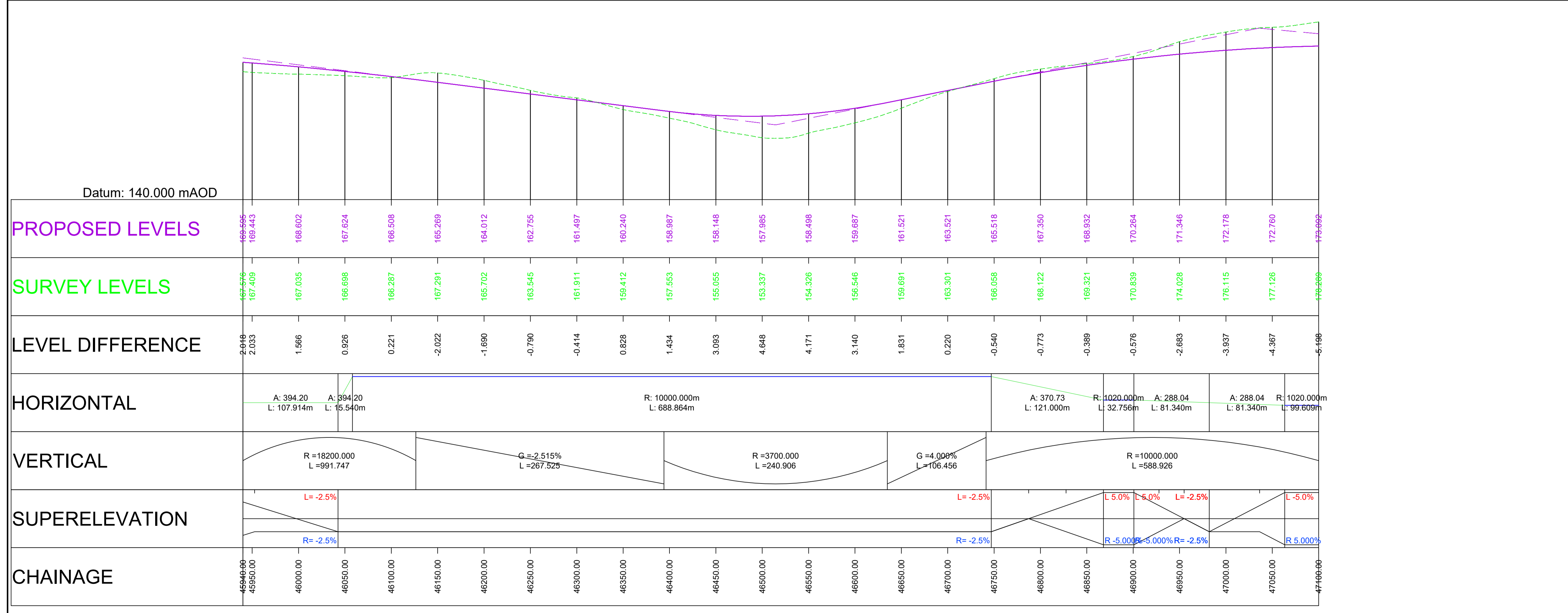
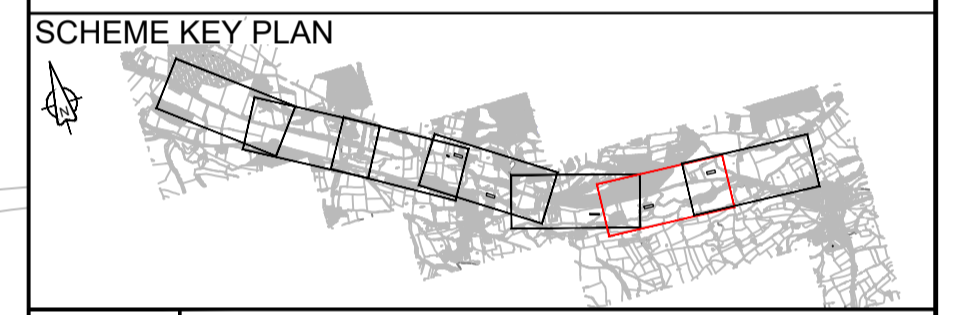
### KEY

Plan

- THE SCHEME (SHOWN FOR ILLUSTRATIVE PURPOSES ONLY)
- CURVE ALIGNMENT
- STRAIGHT ALIGNMENT
- TRANSITION ALIGNMENT
- ROAD NAMES
- CHAINAGE (MEASURED DISTANCE ALONG THE SCHEME LENGTH)

Profile

- PROPOSED VERTICAL DESIGN LEVEL
- EXISTING GROUND LEVEL



Profile View

---	---	---	---	---	---
---	---	---	---	---	---
P01	AAHM	AAHM	PBUN	OGAR	CBRO
	16/09/21	16/09/21	16/09/21	16/09/21	17/09/21
Revision	Revision details				
	Created	Checked	Reviewed	Approved	Authorised
	dd/mm/yy	dd/mm/yy	dd/mm/yy	dd/mm/yy	dd/mm/yy

Designer  
Amey OW Limited  
Chancery Exchange  
10 Funnal Street  
London, EC4A 1AB

Client  
3 Piccadilly Place  
Manchester  
M1 3BN

Project Name  
**A66 Northern Trans-Pennine**

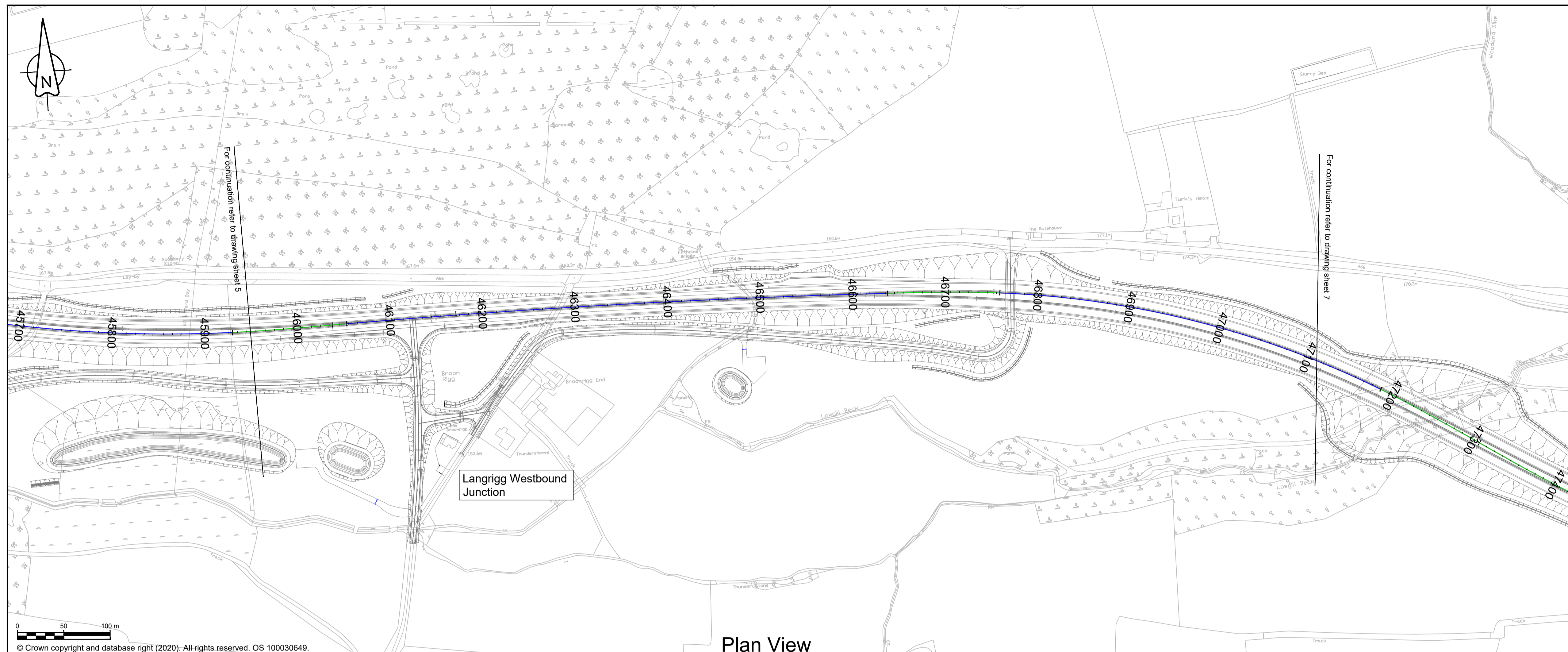
Drawing Title  
**Appley to Brough  
Option 1 - (Black-Black-Black)  
Plan and Profile Mainline  
Sheet 6 of 7**

Project Ref. No.	Stage	Scale	@ A1
---	PCF3	1:2500	
		Dimensions	M

Drawing Number	Project	Originator	Volume
HE565627 - AMY - HML -			
S06	-DR-CH-	459106	
Location	Type	Role	Number

Suitability	Suitability Description	Revision
S1	Fit for Co-ordination	P01





Plan View

### NOTES

- ALL DIMENSIONS ARE IN METRES ABOVE DATUM UNLESS NOTED OTHERWISE.
- THE DESIGN SHOWN ON THESE ENGINEERING SECTION DRAWINGS IS ILLUSTRATIVE AND WILL BE SUBJECT TO DETAILED DESIGN DEVELOPMENT.


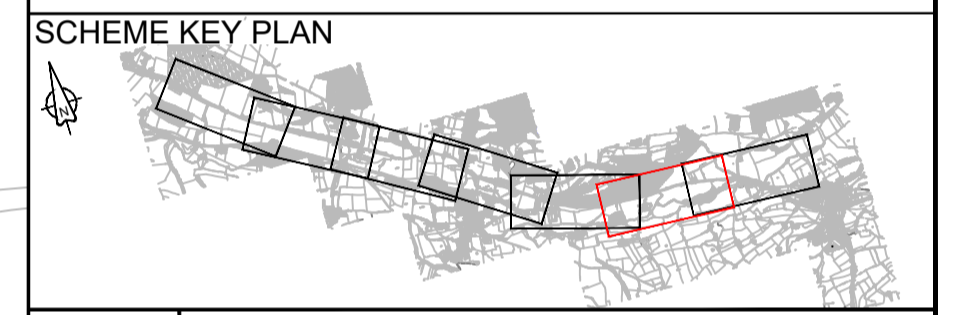
### KEY

**Plan**

- THE SCHEME (SHOWN FOR ILLUSTRATIVE PURPOSES ONLY)
- CURVE ALIGNMENT
- STRAIGHT ALIGNMENT
- TRANSITION ALIGNMENT
- ROAD NAMES
- CHAINAGE (MEASURED DISTANCE ALONG THE SCHEME LENGTH)

**Profile**

- PROPOSED VERTICAL DESIGN LEVEL
- EXISTING GROUND LEVEL



Profile View

---	---	---	---	---	---
---	---	---	---	---	---
P01	AAHM	AAHM	PBUN	OGAR	CBRO
	17/09/21	17/09/21	17/09/21	17/09/21	17/09/21
Revision	Revision details				
	Created	Checked	Reviewed	Approved	Authorised
	dd/mm/yy	dd/mm/yy	dd/mm/yy	dd/mm/yy	dd/mm/yy

Designer  
Amey OW Limited  
Chancery Exchange  
10 Furnival Street  
London, EC4A 1AB

Client  
3 Piccadilly Place  
Manchester  
M1 3BN

Project Name  
**A66 Northern Trans-Pennine**

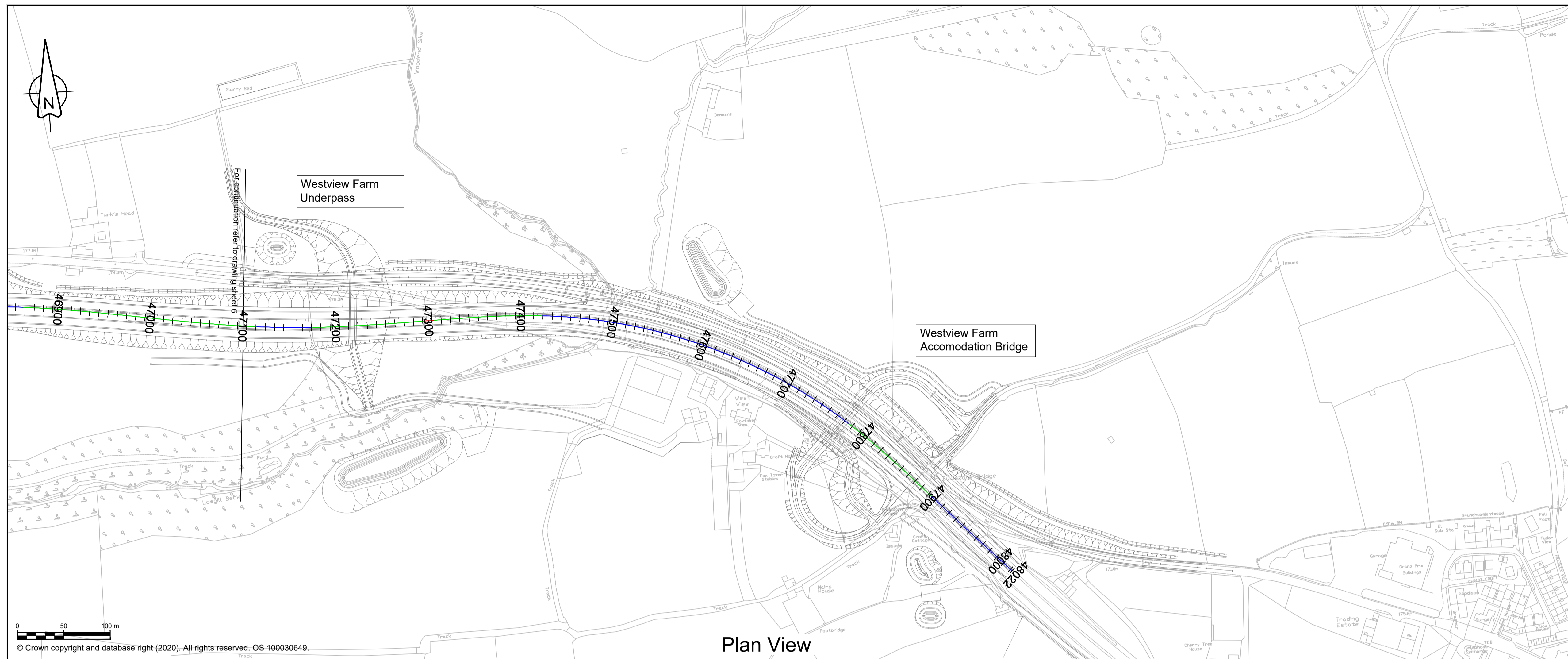
Drawing Title  
**Appley to Brough  
Option 3 - (Black-Black-Orange)  
Plan and Profile Mainline  
Sheet 6 of 7**

Project Ref. No.	Stage	Scale	@ A1
---	PCF3	1:2500	
		Dimensions	M

Drawing Number  
Project | Originator | Volume |  
**HE565627 - AMY - HML -**  
S06 -DR-CH- 459306  
Location | Type | Role | Number

Suitability	Suitability Description	Revision
S1	Fit for Co-ordination	P01





**NOTES**

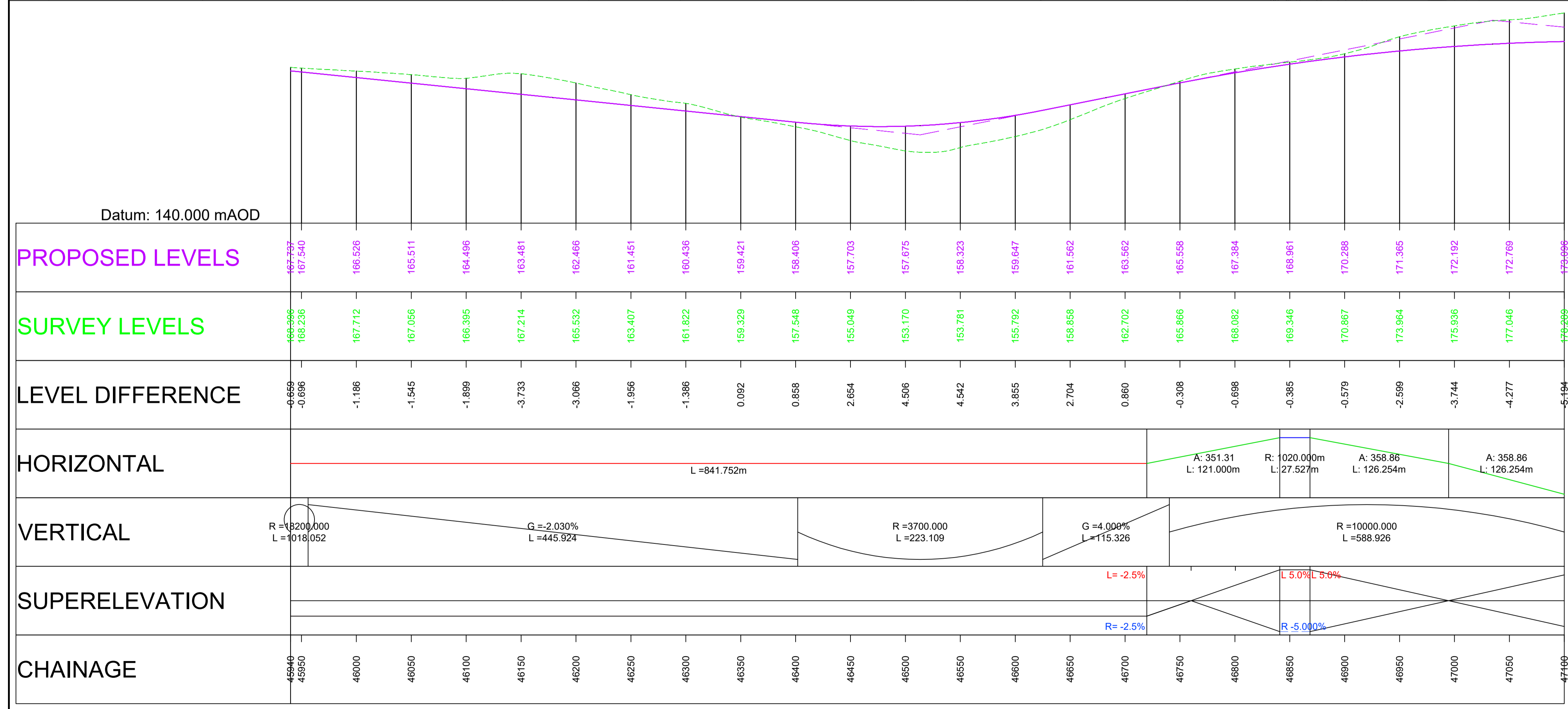
1. ALL DIMENSIONS ARE IN METRES ABOVE DATUM UNLESS NOTED OTHERWISE.
2. THE DESIGN SHOWN ON THESE ENGINEERING SECTION DRAWINGS IS ILLUSTRATIVE AND WILL BE SUBJECT TO DETAILED DESIGN DEVELOPMENT.

**KEY**

- Plan**
- THE SCHEME (SHOWN FOR ILLUSTRATIVE PURPOSES ONLY)
  - CURVE ALIGNMENT
  - STRAIGHT ALIGNMENT
  - TRANSITION ALIGNMENT
  - ROAD NAMES
  - CHAINAGE (MEASURED DISTANCE ALONG THE SCHEME LENGTH)
- Profile**
- PROPOSED VERTICAL DESIGN LEVEL
  - EXISTING GROUND LEVEL



Plan View



Profile View

---	---	---	---	---	---
P01	AAHM	AAHM	PBUN	OGAR	---
	03/09/21	03/09/21	03/09/21	03/09/21	---
P02	AAHM	AAHM	PBUN	OGAR	CBRO
	10/09/21	10/09/21	10/09/21	10/09/21	10/09/21
Revision	Revision details				
	Created	Checked	Reviewed	Approved	Authorised
	dd/mm/yy	dd/mm/yy	dd/mm/yy	dd/mm/yy	dd/mm/yy

Designer  
 Amey OW Limited  
 Chancery Exchange  
 10 Furnival Street  
 London, EC4A 1AB

Client  
 3 Piccadilly Place  
 Manchester  
 M1 3BN

Project Name  
**A66 Northern Trans-Pennine**

Drawing Title  
**Appley to Brough  
 Option 2 - (Black-Blue-Black)  
 Plan and Profile Mainline  
 Sheet 7 of 7**

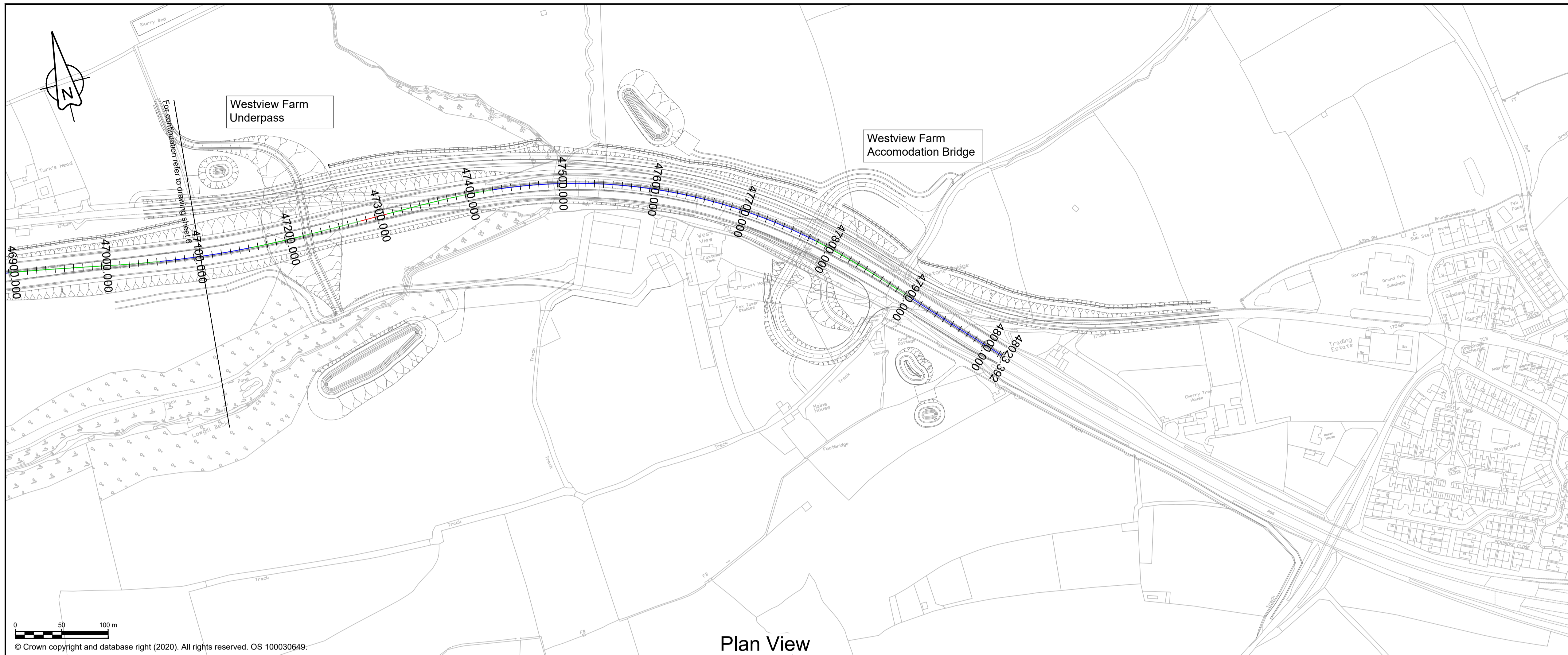
Project Ref. No.	Stage	Scale	@ A1
---	PCF3	1:2500	
		Dimensions	M

Drawing Number	Project	Originator	Volume
HE565627 - AMY - HML -			
S06	-DR-CH-	471007	
Location	Type	Role	Number

Suitability	Suitability Description	Revision
S1	Fit for Co-ordination	P02

Scale H 1:2500; V 1:250





Plan View

### NOTES

- ALL DIMENSIONS ARE IN METRES ABOVE DATUM UNLESS NOTED OTHERWISE.
- THE DESIGN SHOWN ON THESE ENGINEERING SECTION DRAWINGS IS ILLUSTRATIVE AND WILL BE SUBJECT TO DETAILED DESIGN DEVELOPMENT.

### KEY


Plan

- THE SCHEME (SHOWN FOR ILLUSTRATIVE PURPOSES ONLY)
- CURVE ALIGNMENT
- STRAIGHT ALIGNMENT
- TRANSITION ALIGNMENT
- ROAD NAMES
- CHAINAGE (MEASURED DISTANCE ALONG THE SCHEME LENGTH)

Profile

- PROPOSED VERTICAL DESIGN LEVEL
- EXISTING GROUND LEVEL

SCHEME KEY PLAN



Profile View

---	---	---	---	---	---
---	---	---	---	---	---
P01	AAHM	AAHM	PBUN	OGAR	CBRO
	16/09/21	16/09/21	16/09/21	16/09/21	17/09/21
Revision	Revision details				
	Created	Checked	Reviewed	Approved	Authorised
	dd/mm/yy	dd/mm/yy	dd/mm/yy	dd/mm/yy	dd/mm/yy

Designer  
Amey OW Limited  
Chancery Exchange  
10 Furnival Street  
London, EC4A 1AB

Client  
3 Piccadilly Place  
Manchester  
M1 3BN

Project Name  
A66 Northern Trans-Pennine

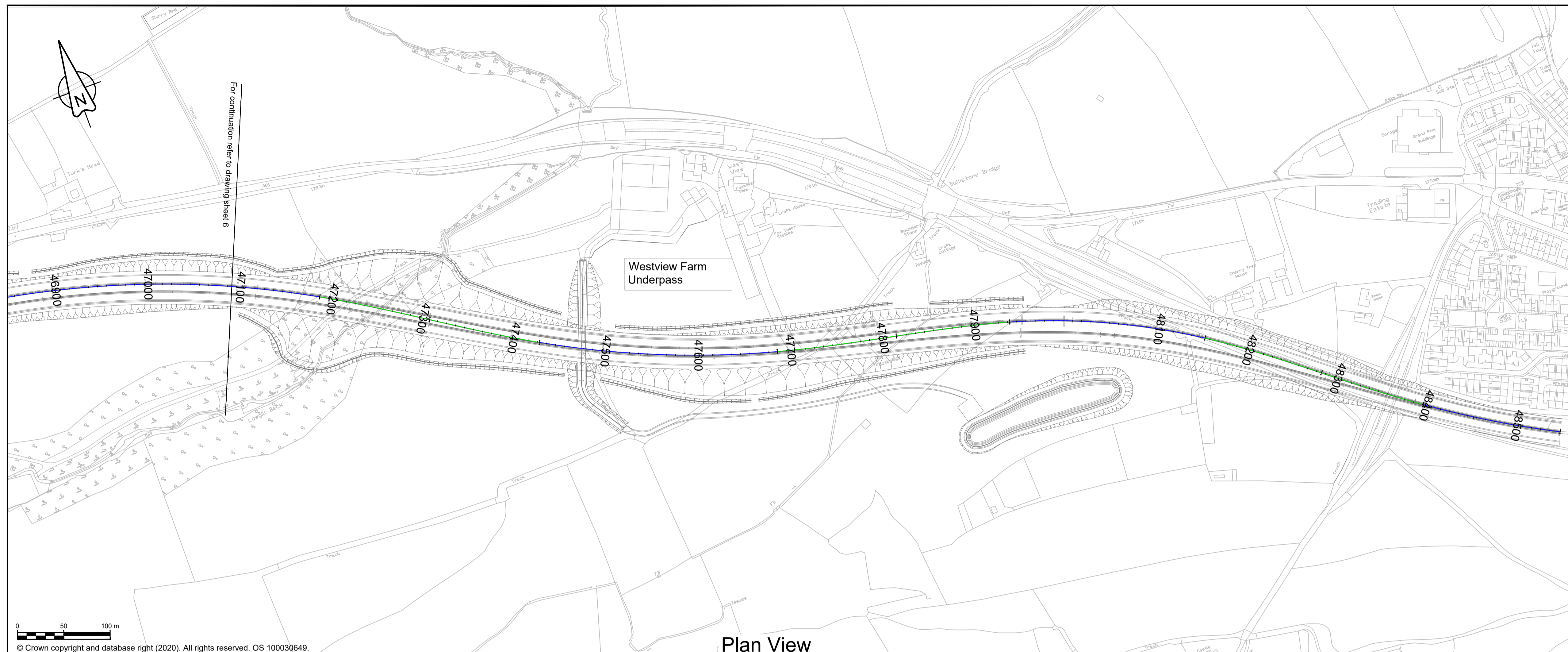
Drawing Title  
Appley to Brough  
Option 1 - (Black-Black-Black)  
Plan and Profile Mainline  
Sheet 7 of 7

Project Ref. No.	Stage	Scale	@ A1
---	PCF3	1:2500	
		Dimensions	M

Drawing Number	Project	Originator	Volume
HE565627 - AMY - HML -			
S06	-DR-CH- 471107		
Location	Type	Role	Number

Suitability	Suitability Description	Revision
S1	Fit for Co-ordination	P01



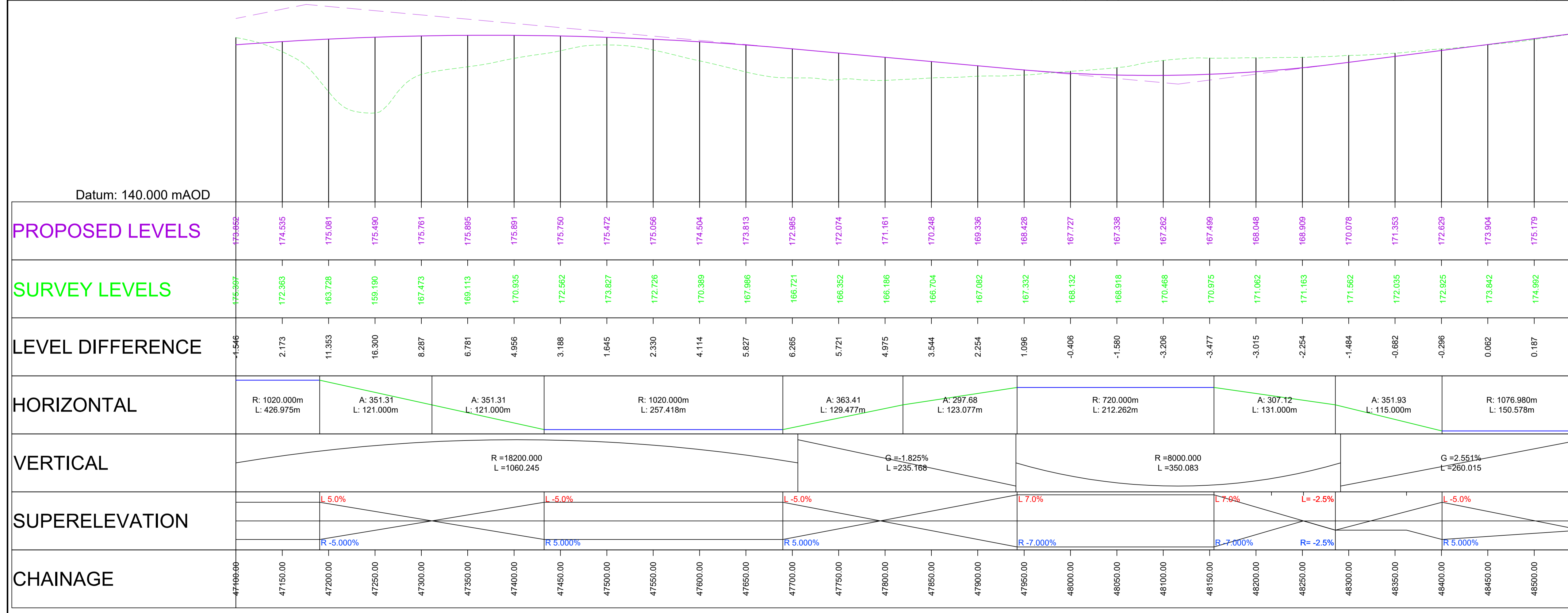
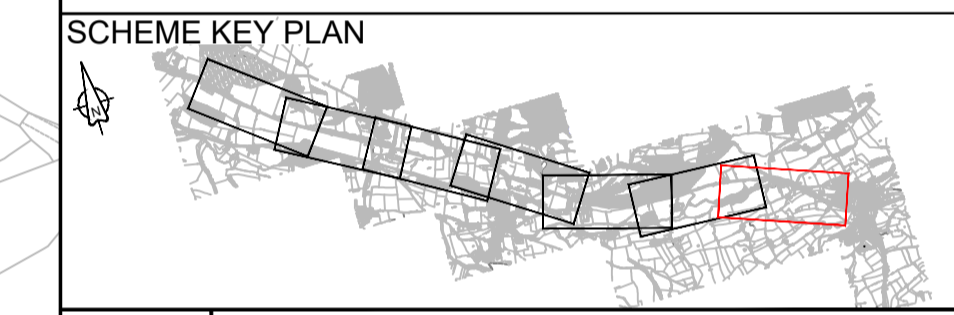


**NOTES**

- ALL DIMENSIONS ARE IN METRES ABOVE DATUM UNLESS NOTED OTHERWISE.
- THE DESIGN SHOWN ON THESE ENGINEERING SECTION DRAWINGS IS ILLUSTRATIVE AND WILL BE SUBJECT TO DETAILED DESIGN DEVELOPMENT.

**KEY**

- Plan**
- THE SCHEME (SHOWN FOR ILLUSTRATIVE PURPOSES ONLY)
  - CURVE ALIGNMENT
  - STRAIGHT ALIGNMENT
  - TRANSITION ALIGNMENT
  - ROAD NAMES
  - CHAINAGE (MEASURED DISTANCE ALONG THE SCHEME LENGTH)
- Profile**
- PROPOSED VERTICAL DESIGN LEVEL
  - EXISTING GROUND LEVEL



---	---	---	---	---	---
---	---	---	---	---	---
P01	AAHM 17/09/21	AAHM 17/09/21	PBUN 17/09/21	OGAR 17/09/21	CBRO 17/09/21
Revision	Created dd/mm/yy	Checked dd/mm/yy	Reviewed dd/mm/yy	Approved dd/mm/yy	Authorised dd/mm/yy

Designer  
Amey OW Limited  
Chancery Exchange  
10 Furnival Street  
London, EC4A 1AB

Client  
3 Piccadilly Place  
Manchester  
M1 3BN

Project Name  
**A66 Northern Trans-Pennine**

Drawing Title  
**Appley to Brough  
Option 3 - (Black-Black-Orange)  
Plan and Profile Mainline  
Sheet 7 of 7**

Project Ref. No.	Stage	Scale : 1:2500	@ A1
---	PCF3	Dimensions : M	

Drawing Number	Project	Originator	Volume
HE565627 - AMY - HML -			
S06	-DR-CH-	471307	
Location	Type	Role	Number

Suitability	Suitability Description	Revision
S1	Fit for Co-ordination	P01